

Lemont Fire Protection District
Lemont, Illinois

Annual Financial Report

For the Year Ended
December 31, 2012

Lemont Fire Protection District
Annual Financial Report
Table of Contents

	Page
INTRODUCTORY SECTION:	
Names and Titles of Principal Officials	i
FINANCIAL SECTION:	
Independent Auditor's Report	1-2
Management's Discussion and Analysis	3-11
Basic Financial Statements	
Government-Wide Financial Statements	
Statement of Net Position	12
Statement of Activities	13
Fund Financial Statements	
Balance Sheet - Governmental Funds	14
Statement of Revenues, Expenditures and Changes in Fund Balance - Governmental Funds	15
Reconciliation of the Balance Sheet of Governmental Funds to the Statement of Net Position	16
Reconciliation of the Statement of Revenues, Expenditures and Changes in Fund Balances of Governmental Funds to Statement of Activities	17
Statement of Plan Net Assets - Pension Fund	18
Statement of Change in Plan Net Assets - Pension Fund	19
Notes to Basic Financial Statements	20-38
Required Supplementary Information	
Illinois Municipal Retirement Fund	39
Health Insurance Plan for Retired Employees	39
Firefighters' Pension Fund	40

Lemont Fire Protection District
Annual Financial Report
Table of Contents

	Page
Combining & Individual Fund Financial Statements and Schedules	
Major Governmental Funds	
General Fund	
Combining Balance Sheet	41
Combining Schedule of General Fund Revenues, Expenditures and Changes in Fund Balance (Deficit) - Budget and Actual	42
Corporate Fund	
Balance Sheet	43
Combining Schedule of General Fund Revenues, Expenditures and Changes in Fund Balance (Deficit) - Budget and Actual	44
Tort Liability Fund	
Balance Sheet	45
Combining Schedule of General Fund Revenues, Expenditures and Changes in Fund Balance (Deficit) - Budget and Actual	46
Ambulance Fund	
Balance Sheet	47
Combining Schedule of General Fund Revenues, Expenditures and Changes in Fund Balance (Deficit) - Budget and Actual	48
Capital Projects Fund	
Balance Sheet	49
Combining Schedule of General Fund Revenues, Expenditures and Changes in Fund Balance (Deficit) - Budget and Actual	50
Nonmajor Governmental Funds	
Combining Balance Sheet - Nonmajor Governmental Funds	51
Combining Schedule of General Fund Revenues, Expenditures and Changes in Fund Balance (Deficit) Nonmajor Governmental Funds	52
Social Security. IMRF Fund	
Combining Balance Sheet	53
Combining Schedule of General Fund Revenues, Expenditures and Changes in Fund Balance (Deficit) - Budget and Actual	54

Lemont Fire Protection District
Annual Financial Report
Table of Contents

	Page
Combining & Individual Fund Financial Statements and Schedules (Continued)	
Nonmajor Governmental Funds (Continued)	
Audit Fund	
Combining Balance Sheet	55
Combining Schedule of General Fund Revenues, Expenditures and Changes in Fund Balance (Deficit) - Budget and Actual	56
Debt Service Fund	
Combining Balance Sheet	57
Combining Schedule of General Fund Revenues, Expenditures and Changes in Fund Balance (Deficit) - Budget and Actual	58
Other Information Section:	
Schedule of Assessed Valuation, Rates and Extensions:	
Cook County	59
DuPage County	60
Will County	61

INTRODUCTORY SECTION

THIS PAGE INTENTIONALLY LEFT BLANK

Lemont Fire Protection District
Names and Titles of Principal Officials

Ms. Victoria Cobbett	President
Mr. Michael Kasperski	Secretary
Mr. Keith Latz	Treasurer
Mr. Glenn Bergmark	Trustee
Mr. Richard Rimbo	Trustee
Mr. Carl Churulo	Chief

THIS PAGE INTENTIONALLY LEFT BLANK

FINANCIAL SECTION

**MIRIANI
&
ASSOCIATES, LTD.**

Accounting
Specialist
&
Financial
Management
Consultants

INDEPENDENT AUDITORS REPORT

The Honorable President
Members of the Board of Directors
Lemont Fire Protection District
Lemont, Illinois

We have audited the accompanying financial statements of the governmental activities, the aggregate discretely presented component units, each major fund, and the aggregate remaining fund information of Lemont Fire Protection District, as of and for the year ended December 31, 2012, and the related notes to the financial statements, which collectively comprise the District's basic financial statements as listed in the table of contents.

Management's Responsibility for the Financial Statements

Management is responsible for the preparation and fair presentation of these financial statements in accordance with accounting principles generally accepted in the United States of America; this includes the design, implementation, and maintenance of internal control relevant to the preparation and fair presentation of financial statements that are free from material misstatement, whether due to fraud or error.

Auditor's Responsibility

Our responsibility is to express opinions on these financial statements based on our audit. We did not audit the financial statements of Lemont Firefighters' Pension Fund a component unit of the Lemont Fire Protection District as presented on page 18 and 19. Those statements were audited by other auditors whose report has been furnished to us, and our opinion, insofar as it relates to the amounts included for Firefighters' Pension Fund, is based solely on the report of the other auditors. We conducted our audit in accordance with auditing standards generally accepted in the United States of America. Those standards require that we plan and perform the audit to obtain reasonable assurance about whether the financial statements are free from material misstatement.

An audit involves performing procedures to obtain audit evidence about the amounts and disclosures in the financial statements. The procedures selected depend on the auditor's judgment, including the assessment of the risks of material misstatement of the financial statements, whether due to fraud or error. In making those risk assessments, the auditor considers internal control relevant to the entity's preparation and fair presentation of the financial statements in order to design audit procedures that are appropriate in the circumstances, but not for the purpose of expressing an opinion on the effectiveness of the entity's internal control. Accordingly, we express no such opinion. An audit also includes evaluating the appropriateness of accounting policies used and the reasonableness of significant accounting estimates made by management, as well as evaluating the overall financial statement presentation of the financial statements.

We believe that the audit evidence we have obtained is sufficient and appropriate to provide a basis for our audit opinions.

Opinions

In our opinion, based on our audit and the report of other auditors, the financial statements referred to above present fairly, in all material respects, the respective financial position of the governmental activities, the aggregate discretely presented component units, each major fund, and the aggregate remaining fund information of Lemont Fire Protection District, Lemont, Illinois, as of December 31, 2012, and the respective changes in financial position and, where applicable, cash flows thereof for the year then ended in accordance with accounting principles generally accepted in the United States of America.

Other Matters

Required Supplementary Information

Accounting principles generally accepted in the United States of America require that the management's discussion and analysis (pages 3-11) and budgetary comparison information (beginning on page 44) be presented to supplement the basic financial statements. Such information, although not a part of the basic financial statements, is required by the Governmental Accounting Standards Board, who considers it to be an essential part of financial reporting for placing the basic financial statements in an appropriate operational, economic, or historical context. We and other auditors have applied certain limited procedures to the required supplementary information in accordance with auditing standards generally accepted in the United States of America, which consisted of inquiries of management about the methods of preparing the information and comparing the information for consistency with management's responses to our inquiries, the basic financial statements, and other knowledge we obtained during our audit of the basic financial statements. We do not express an opinion or provide any assurance on the information because the limited procedures do not provide us with sufficient evidence to express an opinion or provide any assurance.

Other Information

Our audit was conducted for the purpose of forming opinions on the financial statements that collectively comprise the Lemont Fire Protection District basic financial statements. The introductory section, combining and individual nonmajor fund financial statements, and statistical section are presented for purposes of additional analysis and are not a required part of the basic financial statements.

The combining and individual nonmajor fund financial statements are the responsibility of management and were derived from and relate directly to the underlying accounting and other records used to prepare the basic financial statements. Such information has been subjected to the auditing procedures applied in the audit of the basic financial statements and certain additional procedures, including comparing and reconciling such information directly to the underlying accounting and other records used to prepare the basic financial statements or to the basic financial statements themselves, and other additional procedures in accordance with auditing standards generally accepted in the United States of America by us and other auditors. In our opinion, based on our audit, the procedures performed as described above, and the report of the other auditors, the combining and individual nonmajor fund financial statements are fairly stated in all material respects in relation to the basic financial statements as a whole.

The introductory and statistical sections have not been subjected to the auditing procedures applied in the audit of the basic financial statements and, accordingly, we do not express an opinion or provide any assurance on them.

Miriani & Associates, LTD.

MIRIANI & ASSOCIATES, LTD.
June 5, 2013

THIS PAGE INTENTIONALLY LEFT BLANK

MANAGEMENT'S DISCUSSION AND ANALYSIS

Lemont Fire Protection District

Management's Discussion and Analysis For the Year Ended December 31, 2012

As the management of Lemont Fire Protection District ("the District"), we offer readers of the District's financial statements this narrative overview and analysis of the financial activities of the District for the fiscal year ended December 31, 2012. We encourage readers to consider the information presented here in conjunction with the District's financial statements (beginning on page 12).

The discussion and analysis is designed to: (1) assist the readers in focusing on significant financial issues, (2) provide an overview of the District's financial activities, (3) identify changes in the District's financial position (its ability to address the next and subsequent years challenges), (4) identify any material deviations from the financial plan (the approved budget) and (5) identify individual fund issues or concerns.

Historically, the primary focus of local government financial statements has been summarized funds types on a current financial resource basis. Due to the requirement of Government Accounting Standards Board Statement No. 34, beginning in 2003 this approach was modified so that now the District's financial statements present two kinds of statements, each with a different snapshot of the District's finances. The focus of the new financial statements are on both the District as a whole (government-wide) and on the major individual funds. Both perspectives (government-wide and major funds) allow the user to address relevant questions, broaden a basis for comparison (year to year or government to government) and enhance the District's accountability.

The Management's Discussion and Analysis (MD&A) is an element of the reporting model adopted by the Governmental Accounting Standards Board (GASB) in its Statement No. 34 "Basic Financial Statements and Management's Discussion and Analysis, for State and Local Governments" issued June 1999. Certain comparative information between the current and prior year is required to be presented in the MD&A.

Since the MD&A is designed to focus on the current year's activities, resulting changes and currently known facts, please read it in conjunction with the District's financial statements beginning on page 12.

Financial Highlights

The District's assets exceed its liabilities at December 31, 2012, the close of the most recent fiscal year, by \$2,556,010, which includes \$4,451,104 invested in capital assets (net of related debt of \$2,215,000).

The District's total net position decreased by \$980,299. This decrease is attributed to an increase of \$599,366 in the District's net pension obligation and depreciation of \$348,113;

As of December 31, 2012 the District's governmental funds reported combined ending fund balances of \$3,420,659, a decrease of \$556,090 in comparison with the prior year. Of this amount the general and ambulance funds had a combined ending fund balance of \$2,332,262 (unassigned), special revenue funds had an ending balance of \$52,520, capital projects fund had an ending fund balance of \$1,016,176, and the Debt Service Fund had an ending fund balance of \$19,701.

(See independent auditor's report.)

Lemont Fire Protection District

Management's Discussion and Analysis For the Year Ended December 31, 2012

Overview of the Financial Statements

This discussion is intended to serve as an introduction to the District's basic financial statements. The District's basic financial statements are comprised of three components: 1) government-wide financial statements, 2) fund financial statements, and 3) notes to the financial statements. This report also contains other supplementary information in addition to the basic financial statements themselves.

Government-wide Financial Statements

The government-wide financial statements are designed to provide readers with a broad overview of District finances, in a manner similar to a private-sector business and are reported using the accrual basis of accounting and economic resources measurement focus.

The statement of net assets presents information on all District assets and liabilities, with the difference between the two reported as net assets. Over time, the increase or decrease in net assets may serve as a useful indicator of whether or not the District's financial position is improving.

The statement of activities presents information showing how the District's net assets changed during the most recent fiscal year. All changes in net assets are reported as soon as the underlying event giving rise to the change occurs, regardless of the timing of cash flows. Thus, revenues and expenses are reported in this statement for some items that will only result in cash flows in future fiscal periods (e.g. uncollected taxes and unpaid obligations).

The government-wide financial statement distinguishes District functions that are principally supported by taxes and intergovernmental revenues (governmental activities). The governmental activities reflected the District's basic services including fire, ambulance and other administrative functions.

The following Table 1 reflects the condensed Statement of Net Assets for the District as of December 31, 2012. Table 2 reflects a condensed Statement of Activities for the year ended December 31, 2012.

The government-wide financial statements are presented on page 12 - 13 of this report.

(See independent auditor's report.)

Lemont Fire Protection District

Management's Discussion and Analysis For the Year Ended December 31, 2012

Government-Wide Financial Analysis

As noted earlier, assets may serve over time as a useful indicator of the District's financial position. In the District's case, assets exceeded liabilities by \$2,556,010 at December 31, 2012.

A substantial portion of the District's assets reflect its investment in capital assets (e.g. land, buildings & equipment), less any related debt used to acquire those assets that are still outstanding. The District uses these capital assets to provide services to its citizens; consequently these assets are not available for future spending. Although the District's investment in capital assets is reported net of related debt, it should be noted that the resources needed to repay this debt must be provided from other sources, since the capital assets themselves cannot be used to liquidate these liabilities.

Total revenues were \$9,409,692 while the total expenditures were \$10,389,294 resulting in a decrease of net assets of \$980,299.

Table 1
Condensed Statement of Net Position
As of December 31.

	<u>2012</u>	<u>2011</u>
ASSETS		
Cash & Investments	\$ 3,481,999	\$ 3,764,997
Receivables		
Property Taxes	8,175,070	9,031,313
Other	264,603	243,533
Other Current Assets	13,479	34,446
Capital Assets, Net of Accumulated Depreciation	<u>6,666,104</u>	<u>6,607,577</u>
Total Assets	<u>18,601,255</u>	<u>19,681,866</u>
LIABILITIES		
Current Liabilities:		
Accounts Payable	218,824	45,445
Accrued Payroll	120,415	78,389
Due Pension Trust	186	26,930
Deferred Revenue	8,175,067	8,946,775
Non Current Liabilities	<u>7,530,753</u>	<u>7,048,018</u>
Total Liabilities	<u>16,045,245</u>	<u>16,145,557</u>
Net Assets		
Invested in Capital Assets		
Net of Debt	4,451,104	4,082,577
Restricted	611,365	274,527
Unrestricted	<u>(2,506,459)</u>	<u>(820,795)</u>
Total Net Position	<u><u>2,556,010</u></u>	<u><u>3,536,309</u></u>

(See independent auditor's report.)

Lemont Fire Protection District

Management's Discussion and Analysis For the Year Ended December 31, 2012

Normal Impact on the District's Revenue & Expenses

Revenues:

Economic condition - this can reflect a declining, stable or growing economic environment and has a direct impact on property taxes, state replacement income tax, etc.

Changing patterns in intergovernmental and grant revenue - while certain recurring revenue (state shared revenue, etc) may experience significant changes due to the economic environment, non-recurring or one-time grants are less predictable and often distort their impact on year-to-year comparison.

Market impacts on investment income - market conditions may cause investment income to fluctuate.

Expenses:

Changes in authorized personnel - change in service demands may cause the District to change staffing levels. Personnel costs are a significant operating cost for the District.

Table 2
Condensed Statement of Activities
For the Year Ended December 31.

	<u>2012</u>	<u>2011</u>
Revenues:		
Taxes:		
Property	\$ 7,961,422	\$ 8,873,827
Replacement	207,864	180,024
Charge for Services	916,877	902,121
Grants	198,281	99,134
Investment Income	10,710	18,818
Miscellaneous	<u>114,538</u>	<u>101,606</u>
Total Revenue	<u>9,409,692</u>	<u>10,175,530</u>
Expenditures:		
Public Safety	10,296,380	9,878,726
Interest	<u>93,611</u>	<u>126,172</u>
Total Expenditures	<u>10,389,991</u>	<u>10,004,898</u>
Change in Net Assets	<u>(980,299)</u>	<u>170,632</u>
Net Assets, Beginning of Year	<u>3,536,309</u>	<u>3,365,677</u>
Net Assets, End of Year	<u>\$ 2,556,010</u>	<u>\$ 3,536,309</u>

(See independent auditor's report.)

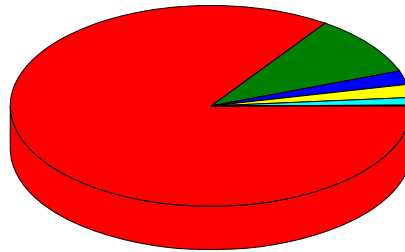
Lemont Fire Protection District

Management's Discussion and Analysis For the Year Ended December 31, 2012

Government-wide Financial Analysis


The District's primary source of revenues is from property taxes while the primary use of funds is to provide public safety. Below are charts which represent the sources and uses of fund for the fiscal year ended December 31, 2012:

Revenue by Source as of December 31, 2012





Property Taxes 

Service Fees 

Replacement Taxes 

Grants 

Other Revenue 

Interest Income 

Property taxes	84.61%
Service fee	9.74%
Replacement taxes	2.21%
Grants	2.11%
Other revenue	1.22%
Investment income	0.11%

(See independent auditor's report.)

Lemont Fire Protection District

Management's Discussion and Analysis For the Year Ended December 31, 2012

Fund Financial Statements

A fund is a grouping of related accounts that is used to maintain control over resources that have been segregated for specific activities or objectives. The District, like other units of government, uses fund accounting to ensure compliance with finance-related legal requirements. All of the District's funds are governmental funds.

Governmental funds are used to account for essentially the same functions reported as governmental activities in the government-wide financial statements and are reported using the modified accrual basis of accounting and current financial resources measurement focus. The governmental fund statements provide a detailed short-term view of the District's general government operations and the basic services it provides. All of the District's services are reported in governmental funds, which focus on how money flows into and out of these funds and the balances left at year-end that are available for use. Both the governmental fund balance sheet and the governmental statement of revenues, expenditures, and changes in fund balances provide a reconciliation to facilitate comparison between government funds and government activities.

The District maintains several individual governmental funds. Information is presented separately in the governmental fund balance sheet and the governmental fund statement of revenues, expenditures and changes in fund balance for the Corporate Fund, Ambulance Fund, Capital Projects Fund and Special Revenue Funds. Data from the Special Revenue Funds are combined into a single, aggregated presentation. Individual fund data for each of these non-major governmental funds is provided in the form of combining statements and individual schedules elsewhere in the report.

Basic governmental fund financial statements are presented on pages 14 - 17 of this report.

Notes to the Financial Statements

The notes provide additional information that is essential to a full understanding of the data provided in the government-wide and fund financial statements. The notes to the financial statements begin on page 20 of this report.

Other Information

In addition to these basic financial statements and accompanying notes, this report also presents supplementary information concerning the District's progress in funding its obligations to provide pension benefits to its employees. This information can be found beginning on page 39 of this report.

Major funds are reported in the basic financial statements as discussed. Combining and/or individual statements and schedules are presented in a subsequent section of this report beginning on page 41 of this report.

(See independent auditor's report.)

Lemont Fire Protection District

Management's Discussion and Analysis For the Year Ended December 31, 2012

Financial Analysis of the District's Funds

Changes in Fund Balance - Governmental Funds

Governmental funds are reported in the fund statements with a short-term inflow and outflow of spendable resources focus. This information is useful in assessing resources available at the end of the year in comparison with upcoming financing requirements. Governmental funds reported ending fund balances of \$3,20,659. Of this year-end total, the general and ambulance funds reported a fund balance of \$2,732,262. The remaining \$688,397 is restricted, assigned or unrestricted.

The following is a summary of changes in fund balances for the year ended December 31, 2012:

Governmental Funds	Fund Balance Dec. 31, 2011	Increase (Decrease)	Fund Balance Dec. 31, 2012
General Fund	\$ 422,847	\$ 159,441	\$ 582,288
Ambulance Fund	1,933,177	(183,203)	1,749,974
Capital Projects Fund	1,532,885	(516,709)	1,016,176
Other Governmental Funds	87,840	(15,619)	72,221
	<u>\$ 3,976,749</u>	<u>\$ (556,090)</u>	<u>\$ 3,420,659</u>

Major Governmental Funds - Annual Budget

The District reports the Corporate Fund, Ambulance Fund and Capital Projects are major governmental funds. The following is a table summarizing the District's working budget year 2012 these funds. More detailed information on the budget process can be found in Note 1 of the financial statements.

	<u>Final Budget</u>	<u>Actual</u>	<u>Variance With Final Budget</u>
Corporate Fund			
Revenue	\$ 6,004,794	\$ 5,075,907	\$ (928,887)
Expenditures	(4,711,296)	(4,488,639)	222,657
Net Transfers In (out)	<u>(1,135,000)</u>	<u>(400,000)</u>	<u>735,000</u>
Excess (Deficit) of Revenue over Expenditures	<u>\$ 158,498</u>	<u>\$ 187,268</u>	<u>\$ (28,770)</u>
Ambulance Fund			
Revenue	\$ 3,877,698	\$ 3,444,684	\$ (433,014)
Expenditures	(3,783,800)	(3,627,887)	155,913
Net Transfers in (Out)	<u>(165,000)</u>	<u>-</u>	<u>165,000</u>
Excess (Deficit) of Revenue over Expenditures	<u>\$ (71,102)</u>	<u>\$ (183,203)</u>	<u>\$ 112,101</u>

(See independent auditor's report.)

Lemont Fire Protection District

Management's Discussion and Analysis For the Year Ended December 31, 2012

Major Governmental Funds - Annual Budget (Continued)

	<u>Final Budget</u>	<u>Actual</u>	<u>Variance With Final Budget</u>
Capital Projects Fund			
Revenue	\$ 211,206	\$ 186,886	\$ (24,320)
Expenditures	(1,143,773)	(1,103,595)	40,178
Net Transfers In (Out)	<u>1,300,000</u>	<u>400,000</u>	<u>(900,000)</u>
Excess (Deficit) of Revenue over Expenditures	<u>\$ 367,433</u>	<u>\$ (516,709)</u>	<u>\$ 884,142</u>

Capital Assets

The District's investment in capital assets, net of accumulated depreciation for governmental activities as of December 31, 2012 was \$6,666,104. The net increase in capital assets was \$138,527. Depreciation expense for the year ended December 31, 2012 was \$348,113. Additional information on the District's investment in capital assets can be found in Note 5 of the financial statements.

The following is a summary of capital assets, net of accumulated depreciation:

	<u>December 31,</u>	
	<u>2011</u>	<u>2012</u>
Land	\$ 300,000	\$ 300,000
Building & Improvements	5,472,598	5,693,793
Apparatus & Vehicles	3,546,250	3,529,705
Equipment	<u>659,683</u>	<u>800,683</u>
Cost of capital assets	9,978,531	10,324,181
Less accumulated depreciatio	<u>(3,450,954)</u>	<u>(3,658,077)</u>
Net capital assets	<u>\$ 6,527,577</u>	<u>\$ 6,666,104</u>

Outstanding Debt

As of December 31, 2012, the District had long-term debt outstanding debt totaling \$2,215,000.

More detailed information on long-term debt activity can be found in Note 6 of the financial statements.

(See independent auditor's report.)

Lemont Fire Protection District

Management's Discussion and Analysis For the Year Ended December 31, 2012

Economic Factors in Next Year's Budget and Rates

The District continues to experience an eroding tax rate imposed by the Property Tax Extension Limitation Law (PTELL), which, in general, limits the amount of taxes to be extended to the lesser of 5% or the percentage increase in the consumer price index for the year preceding the levy.

Contacting the District's Financial Management

This financial report is designed to provide a general overview of the District's finances, comply with finance related laws and regulations and demonstrate the District's commitment to public accountability. If you have any questions about this report or would like to request additional information, please contact the District at 15900 New Avenue, Lemont, IL 60439.

(See independent auditor's report.)

BASIC FINANCIAL STATEMENTS

THIS PAGE INTENTIONALLY LEFT BLANK

GOVERNMENT-WIDE FINANCIAL STATEMENTS

Lemont Fire Protection District

Statement of Net Position December 31, 2012

	Governmental Activities
Assets	
Current Assets	
Cash & Investment	\$ 3,481,999
Receivables, net of allowance for uncollectible	
Property Taxes	8,175,070
Replacement Taxes	27,510
Accounts	237,093
Prepaid items	13,479
Total Current Assets	<u>11,935,151</u>
Noncurrent Assets	
Capital Assets, Not Being Depreciated	
Land	300,000
Capital Assets, Net of Accumulated Depreciation	
Building & Improvements	4,251,702
Apparatus & Vehicles	1,673,806
Equipment	440,596
Total Noncurrent Assets	<u>6,666,104</u>
Total Assets	<u>18,601,255</u>
Liabilities	
Current Liabilities	
Accounts Payable	218,824
Accrued Payroll	120,415
Due to Pension Trust Fund	186
Deferred Property Tax Revenue	8,175,067
Total Current Liabilities	8,514,492
Non-Current Liabilities	
Compensated Absences	2,560,094
Net Pension Obligation & Post Employment Benefits	2,755,659
General Obligation Bonds	2,215,000
Total Non-Current Liabilities	7,530,753
Total Liabilities	16,045,245
Net Assets	
Invested in Capital Assets, Net of Related Debt	4,451,104
Restricted for:	
- Capital Projects	616,176
- Debt Service	19,701
- Tort Immunity	(24,512)
Unrestricted (deficit)	<u>(2,506,459)</u>
Total Net Position	<u>\$ 2,556,010</u>

See Accompanying Notes to Financial Statements

Lemont Fire Protection District

Statement of Activity

Year Ended December 31, 2012

Functions/Program	Expenses	Program Revenue			Net (Expenses), Revenue and Changes in Net Assets
		Charge for Services	Operating Grants	Capital Grants	Governmental Activities
Governmental Activities					
Public Safety					
Fire & Rescue	\$ 10,296,380	\$ 916,877	\$ 19,541	\$ 178,740	\$ 9,181,222
Interest on Long Term Debt	93,611	-	-	-	93,611
Total Governmental Activities	\$ 10,389,991	\$ 916,877	\$ 19,541	\$ 178,740	9,274,833
General Revenues					
Taxes					
Property					7,961,422
Replacement					207,864
Investment Income					10,710
Miscellaneous					114,538
Total General Revenue					8,294,534
Increase (Decrease) in Net Assets					(980,299)
Net Assets					
Beginning					3,536,309
Ending					\$ 2,556,010

See Accompanying Notes to Financial Statements

Lemont Fire Protection District

Governmental Funds

Balance Sheet

December 31, 2012

	General	Ambulance	Capital Projects	Other Governmental Funds	Total
Assets					
Current Assets					
Cash & Investments	\$ 648,358	\$ 1,720,227	\$ 1,026,017	\$ 87,397	\$ 3,481,999
Receivables:					
Property Taxes	5,023,014	2,954,681	-	197,375	8,175,070
Replacement Taxes	13,755	13,755	-	-	27,510
Accounts	12,202	224,891	-	-	237,093
Prepaid Expenses	13,479	-	-	-	13,479
Due from Other Funds	-	-	164,427	23,782	188,209
Total Assets	\$ 5,710,808	\$ 4,913,554	\$ 1,190,444	\$ 308,554	\$ 12,123,360
Liabilities					
Current Liabilities					
Accounts Payable	\$ 25,757	\$ 18,799	\$ 174,268	\$ -	\$ 218,824
Accrued Payroll	60,508	59,907	-	-	120,415
Deferred Property Tax Revenue	5,023,014	2,954,681	-	197,372	8,175,067
Due to Other Fund	19,241	130,193	-	38,961	188,395
Total Liabilities	5,128,520	3,163,580	174,268	236,333	8,702,701
Fund Balances (Deficit)					
Nonspendable:					
Prepaid Items	13,479	-	-	-	13,479
Restricted for:					
Debt Service	-	-	-	19,701	19,701
Capital Projects	-	-	764,664	-	764,664
Special Revenue Funds	-	1,749,974	-	52,520	1,802,494
Assigned to:					
Capital Projects & Equipment	-	-	251,512	-	251,512
Unassigned	568,809	-	-	-	568,809
Total Fund Balance	582,288	1,749,974	1,016,176	72,221	3,420,659
Total Liabilities & Fund Balance	\$ 5,710,808	\$ 4,913,554	\$ 1,190,444	\$ 308,554	\$ 12,123,360

See Accompanying Notes to Financial Statements

Lemont Fire Protection District

Governmental Funds

Statement of Revenue, Expenditures and Changes in Fund Balances

For the Year Ended December 31, 2012

	General	Ambulance	Capital Projects	Other Governmental Funds	Total
REVENUES					
Property Taxes	\$ 5,156,672	\$ 2,628,910	\$ -	\$ 175,840	\$ 7,961,422
State Replacement Taxes	103,932	103,932	-	-	207,864
Interest Income	1,282	1,282	8,146	-	10,710
Charge for Services	239,212	677,163	-	-	916,375
Grants Received	19,541	-	178,740	-	198,281
Other Income	51,729	33,397	-	29,914	115,040
Total Revenue	5,572,368	3,444,684	186,886	205,754	9,409,692
EXPENDITURES					
Current:					
Compensation and Salaries	3,051,617	2,553,480	-	-	5,605,097
Employee Benefits	1,408,205	790,964	-	210,373	2,409,542
Outside Services	34,745	81,969	-	11,000	127,714
Administrative	45,383	24,956	-	-	70,339
Insurance and Risk Management	268,085	-	-	-	268,085
Equipment and Maintenance	127,556	99,813	-	-	227,369
Buildings and Grounds	77,336	76,705	97,933	-	251,974
Debt Services:					
Principal	-	-	310,000	-	310,000
Interest & Fees	-	-	93,611	-	93,611
Capital Outlay	-	-	602,051	-	602,051
Total Expenditures	5,012,927	3,627,887	1,103,595	221,373	9,965,782
Excess (Deficiency) of Revenues over Expenditures	559,441	(183,203)	(916,709)	(15,619)	(556,090)
Other Financing Sources (Uses)					
Transfers - In	-	-	400,000	-	400,000
Transfers - Out	(400,000)	-	-	-	(400,000)
Total Other Financing Sources (Uses)	(400,000)	-	400,000	-	-
Net Change in Fund Balances	159,441	(183,203)	(516,709)	(15,619)	(556,090)
Fund Balance, Beginning of Year	422,847	1,933,177	1,532,885	87,840	3,976,749
Fund Balance, End of Year	\$ 582,288	\$ 1,749,974	\$ 1,016,176	\$ 72,221	\$ 3,420,659

See Accompanying Notes to Financial Statements

Lemont Fire Protection District

Reconciliation of the Balance Sheet of Governmental Funds to the Statement of Net Position

December 31, 2012

Total Fund Balances - Governmental Funds	\$	3,420,659
Amounts reported for governmental activities in the Statement of Net Assets are different because:		
Capital assets used in governmental activities are not financial resources and, therefore, are not reported in the funds.		6,666,104
Bond payable is not reported as liabilities in the funds financial statements.		(2,215,000)
Long term portion of compensated absences are not reported in the funds financial statements.		(2,560,094)
Net pension obligation is not reported in the fund financial statements.		<u>(2,755,659)</u>
Net Position of Governmental Activities	\$	<u>2,556,010</u>

See Accompanying Notes to Financial Statements

Lemont Fire Protection District

Reconciliation of the Statement of Revenues, Expenditures and Changes in Fund Balances of Governmental Funds to the Statement of Activities For the Year Ended December 31, 2012

Net Change in Fund Balances - Total Governmental Funds		
Statement of Revenues, Expenditures and Changes in Fund Balance	\$	(556,090)
Amounts reported for governments activities in the Statement of Activities are different because:		
Depreciation of capital assets is not considered an expenditure in the fund financial statements.		(348,113)
Purchases of capital assets are treated as an expenditure in the fund financial statements.		400,279
Changes in long-term compensated absences are not recorded in the fund financial statements.		(185,568)
Changes in net pension obligation are not recorded in the fund financial statements.		(607,167)
Payment of bond principal is treated as an expenditure in the fund financial statements.		310,000
Disposition of capital assets are not recorded in the fund financial statements.		<u>6,360</u>
Changes in Net Assets of Governmental Activities		
Statement of Activities - "Increase (Decrease) in Net Assets"	\$	<u><u>(980,299)</u></u>

See Accompanying Notes to Financial Statements

Lemont Fire Protection District

Firefighter's Pension Fund A Fiduciary Component Unit Statement of Plan Net Assets As of December 31, 2012

	<u>2012</u>
Assets	
Cash & Cash Equivalents	\$ 124,007
Investments, at Fair Value	
Illinois Fund	778
Money Market	239,086
Mutual Fund Equities	3,384,431
Stock Equities	2,676,825
US Agency Obligations	961,038
Corporate Bonds	4,072,302
US Treasury Securities	4,139,492
State & Local Obligations	295,787
Due from other Funds	186
Interest Receivable	78,117
Prepaid Expenses	<u>2,578</u>
Total Assets	15,974,627
Liabilities	
Accrued Expenses	<u>1,445</u>
Total Liabilities	<u>1,445</u>
Plan Net Assets Held in Trust for Pension Benefits (A schedule of funding progress is presented in the required supplementary information)	<u>\$ 15,973,182</u>

See Accompanying Notes to Financial Statements

Lemont Fire Protection District

Firefighter's Pension Fund

A Fiduciary Component Unit

Statement of Change in Plan Net Assets

For the Year Ended December 31, 2012

	<u>2012</u>
Additions:	
Contributions	
Employer	\$ 688,593
Plan Member	470,116
	<hr/>
Total Contributions	1,158,709
Investment Income	
Investment Earnings	420,431
Net Appreciation in Fair Value of Investments	644,446
	<hr/>
	1,064,877
Investment Expenses	<u>(79,758)</u>
Net Investment Income	985,119
Net Additions	2,143,828
Deductions:	
Pension Benefits	238,510
Administrative Expenses	31,440
	<hr/>
Total Deductions	269,950
Net Change in Plan Assets	1,873,878
Plan Net Assets Held in Trust for Pension Benefits, Beginning of Year	<hr/>
	14,099,304
End of Year	<u>\$ 15,973,182</u>

See Accompanying Notes to Financial Statements

THIS PAGE INTENTIONALLY LEFT BLANK

NOTES TO FINANCIAL STATEMENTS

Lemont Fire Protection District

Notes to Basic Financial Statements For the Year Ended December 31, 2012

NOTE 1 - SUMMARY OF SIGNIFICANT ACCOUNTING POLICIES

The Lemont Fire Protection District (the "District") is a municipal corporation of the State of Illinois headquartered in Lemont, Illinois, Cook County, and duly chartered pursuant to the Illinois Fire Protection District Act, 70 ILCS 705.

The District covers an area of approximately 40 square miles and serves the Village of Lemont, portions of Woodridge, Darien, Bollingbrook, and Homer Glen. The District provides fire, rescue, emergency medical service and general administrative services to the residents of this area.

A. Reporting Entity

The District follows the provision of Governmental Accounting Standards Board Statement No. 39, "Determining Whether Certain Organizations Are Component Units - an amendment of GASB Statement No. 14". As defined by generally accepted accounting principles established by GASB, the financial reporting entity consists of the primary government, as well as its component units, which are legally separate, tax-exempt entities and meet all of the following criteria:

1. The economic resources received or held by the separate organization are entirely or almost entirely for the direct benefit of the primary government, its component units, or its constituents.
2. The primary government, or its component units, is entitled to, or has the ability to otherwise access, a majority of the economic resources received or held by the separate organization.
3. The economic resources received or held by an individual organization that the specific primary government, or its component units, is entitled to, or has the ability to otherwise access, are significant to the primary government.

The District has concluded that the Firefighter's Pension Trust Fund and the Foreign Fire Insurance Board meet the criteria of Statement 39 for inclusion as blended component units. Blended component units are separate legal entities that meet the component unit criteria described above and whose governing body is the same or substantially the same as the District's Board or the component unit provides services entirely to the District. These component units' funds are blended into those of the District's by appropriate activity type to compose the primary government presentation.

B. Basis of Presentation

GOVERNMENT-WIDE FINANCIAL STATEMENTS

The Statement of Net Assets and the Statement of Activities display information about the reporting government as a whole. They include all funds of the reporting entity. Governmental activities generally are financed through taxes, intergovernmental revenues, and other non-exchange revenues.

The Statement of Activities demonstrates the degree to which the direct expenses of a given function or segment is offset by program revenues. Direct expenses are those that are clearly identifiable with a specific function. The District does not allocate indirect expenses to functions in the Statement of Activities. Program revenues include charges to residents who purchase, use or directly benefit from goods, services, or privileges provided by a given function, and grants and contributions that are restricted to meeting the operational and capital requirements of a particular function. Taxes and other income items that are not specifically related to a function are reported as general revenues.

Lemont Fire Protection District

Notes to Basic Financial Statements For the Year Ended December 31, 2012

NOTE 1 - SUMMARY OF SIGNIFICANT ACCOUNTING POLICIES (CONTINUED)

B. Basis of Presentation (Continued)

FUND FINANCIAL STATEMENTS

Fund financial statements of the reporting entity are organized into individual funds, each of which is considered to be a separate accounting entity. Each fund is accounted for by providing a separate set of self-balancing accounts, which constitute its assets, liabilities, funds equity, revenues and expenditures/expenses. Fund accounting segregates funds according to their intended purpose and is used to aid management in demonstrative compliance with finance-related legal and contractual provisions.

Funds are organized as major funds or non-major funds within the governmental statements. An emphasis is placed on major funds within the governmental category. A fund is considered major if it is the primary operating fund of the entity or meets the following criteria:

- Total assets, liabilities, revenues or expenditures/expenses of the individual governmental funds are at least ten percent of the corresponding total for all funds of that category or type, and
- Total assets, liabilities, revenue or expenditures/expenses of the individual governmental fund is at least five percent of the corresponding total for all governmental funds combined.

The District reports the following major governmental funds:

The General Fund is the District's primary operating fund. It is comprised of two sub funds; the Corporate Fund and the Tort Liability Fund. The Corporate Fund accounts for the direct costs of fire suppression and an allocation of administrative costs. The Tort Liability Fund accounts for all of the District's insurance and risk management costs.

The Ambulance Fund accounts for the direct costs of emergency medical services and allocation of administrative costs.

The Capital Projects Fund accounts for the financial resources to be used for the construction of major capital facilities and the purchase or replacement of equipment.

The District reports the following non-major governmental funds:

Insurance Bond Fund
Debt Service Fund
Social Security and I.M.R.F
Audit

Governmental Funds (Governmental Activities)

Governmental fund types are those through which most governmental functions of the District are financed. The District's expendable financial resources are accounted for through governmental funds. The measurement focus is based upon determination of changes in financial position rather than upon net income determination. A brief explanation of the District's governmental funds follows:

Lemont Fire Protection District

Notes to Basic Financial Statements For the Year Ended December 31, 2012

NOTE 1 - SUMMARY OF SIGNIFICANT ACCOUNTING POLICIES (CONTINUED)

B. Basis of Presentation (Continued)

General Fund

The General Fund is the general operating fund of the District. It is used to account for all financial resources except those required, legally or by sound financial management, to be accounted for in another fund.

Funds included in this fund category are:

- Corporate Fund
- Tort Liability Fund

Special Revenue Funds

Special Revenue Funds are used to account for the proceeds of specific revenue sources (other than capital projects) that are legally restricted to expenditures for specific purposes.

Funds included in this fund category are:

- Ambulance Fund
- Insurance Bond Fund
- Audit Fund
- Social Security/IMRF Fund

Debt Service Fund

The Debt Service Fund is used to account for the accumulation of resources for the payment of general long-term debt principal, interest and related costs.

Fiduciary Fund Types

Fiduciary Fund are used to account for assets held by the District in a trustee capacity or as an agent for individual, private organizations, other governments, or other funds. The District considers the Firefighter's Pension Trust Fund a Fiduciary Fund.

Blended Component Units

The District reports the following blended component units:

Firefighter's Pension Trust Fund - The District considers the Firefighter's Pension Trust a blended component unit, and reports this as fiduciary fund in the financial statements.

Foreign Fire Insurance Board - The Foreign Fire Insurance Board is statutorily established for the purpose of expending funds received for the maintenance and benefit of the District.

Foreign Fire Insurance Company fees are assessed on insurance companies who are not incorporated under the laws of the State of Illinois and sell fire insurance within the District.

Lemont Fire Protection District

Notes to Basic Financial Statements For the Year Ended December 31, 2012

NOTE 1 - SUMMARY OF SIGNIFICANT ACCOUNTING POLICIES (CONTINUED)

B. Basis of Presentation (Continued)

Blended Component Units (Continued)

The use of the Foreign Fire Insurance Company fees is restricted to expenditures for the maintenance, use and benefit of the District.

As the sole purpose of the organization is to benefit the District and the Board was created by a District ordinance, the Foreign Fire Insurance Board is considered a blended component unit of the District.

The Foreign Fire Insurance Board has a year-end of December 31 and has been reported as a Special Revenue Fund and is included in the governmental funds of the District.

C. Basis of Accounting

In the government-wide Statement of Net Assets and Statement of Activities, governmental activities are presented using the economic resources measurement of focus and the accrual basis of accounting. Under the accrual basis of accounting, revenues are recognized when earned and expenses are recorded when the liability is incurred or the economic asset is used. Revenues, expenses, gains, losses, assets, and liabilities resulting from exchange and exchange-like transactions are recognized when the exchange takes place. Property taxes are recognized as revenue in the year for which they are levied. Grants and similar items are recognized as revenue as soon as all eligibility requirements imposed by the provider have been met.

The current financial resources measurement focus and the modified accrual basis of accounting is followed by the governmental funds. Under the modified accrual basis of accounting, revenues are recognized when susceptible to accrual, i.e. both measurable and available to finance the District's operations. "Measurable" means the amount of the transaction can be determined, and "available" means collectible within the current period or soon enough thereafter to be used to pay liabilities of the current period.

Property taxes, investment earnings, and charges for services are the primary revenue sources susceptible to accrual. The District considers property taxes available if they are due and collected within 60 days after year end. All other revenues are recognized when the cash is received. Expenditures are recorded when the related fund liability is incurred.

The District reports deferred revenues on its Governmental Funds Balance Sheet. For governmental funds financial statements, deferred revenues occur when a potential revenue does not meet both the "measurable" and "available" criteria for recognition in the current period or when resources are received by the District, before it has a legal claim to them. In subsequent periods, when both revenue recognition criteria are met, or when the District has a legal claim to the resources, the liability for deferred revenue is removed from the Governmental Funds Balance Sheet and revenue is recognized accordingly.

The Firefighter's Pension Trust Fund, a blended component and Fiduciary Fund Type, is accounted for using the accrual basis of accounting. Its revenues are recognized when they are earned and its expenses are recognized when they are incurred.

Lemont Fire Protection District

Notes to Basic Financial Statements For the Year Ended December 31, 2012

NOTE 1 - SUMMARY OF SIGNIFICANT ACCOUNTING POLICIES (CONTINUED)

D. Measurement Focus

On the government-wide Statement of Net Assets and Statement of Activities, governmental activities are presented using the economic resources measurement focus, which means all assets and liabilities (whether current or non-current) are included of the Statement of Net Assets and the Statement of Activities presents increases and decreases in net total assets.

The measurement focus incorporates the current financial resources concept. Under this concept, sources and uses of financial resources, including capital outlays, debt proceeds and debt retirements are reflected in operations. Resources not available to finance expenditures and commitments of the current period are recognized as deferred revenue or a reservation of fund equity. Liabilities for claims, judgments, compensated absences and pension contributions, which will not be currently liquidated using expendable available financial resources are included as liabilities in the government-wide financial statements, but are excluded from fund financial statements. The related expenditures are recognized in the fund financial statements when the liabilities are liquidated. Historically, the expenditures have been recorded to the general and special revenue funds.

The Firefighter's Pension Trust Fund is accounted for on a capital maintenance measurement focus. This means that all liabilities (whether current or non-current) associated with their activity are included on the balance sheets.

E. Budgets and Budgetary Accounting

An annual budget and appropriation is adopted on a basis consistent with US generally accepted accounting principles for all funds.

The District follows these procedures in establishing the budgetary data reflected in the financial statements:

1. The Chief submits to the District Board of Trustees a proposed operating budget for the fiscal year. The operating budget includes proposed expenditures and the means of financing them for all funds.
2. Public hearings are conducted by the District to obtain taxpayers comments.
3. The budget is legally enacted through passage of an ordinance. The budget for the year ended December 31, 2012 was adopted through the passage of ordinance number 11-05 on November 17, 2011.
4. The Chief is authorized to transfer appropriated amounts between line items with funds with proper Board approval.
5. Formal appropriation integration is employed as a management control device during the year. These appropriations are adopted on a basis consistent with U.S. generally accepted accounting principles.
6. Appropriation authority lapses at year-end.
7. State law requires that "expenditures be made in conformity with appropriation/budget". Transfer between line items, departments and funds may be made by administrative action. The level of legal control is generally considered the entire appropriation.

Lemont Fire Protection District

Notes to Basic Financial Statements For the Year Ended December 31, 2012

NOTE 1 - SUMMARY OF SIGNIFICANT ACCOUNTING POLICIES (CONTINUED)

E. Budgets and Budgetary Accounting (Continued)

8. Budgeted revenue amounts are as adopted. Budgeted expenditure amounts reported in the financial statements represent the working budget as adopted. The appropriation was not amended during the year, and is as follows:

General Fund:	
Corporate Subfund	\$ 4,465,537
Tort Liability Subfund	664,209
Ambulance	4,351,370
Social Security/IMRF	225,512
Audit	12,650
Capital Projects Fund	1,315,339
Fiduciary Fund:	
Pension Trust	952,453

F. Investments

All investments are stated at fair value, which is the market value as determined by published reports of such values.

G. Use of Estimates

The preparation of financial statements in conformity with generally accepted accounting principles requires management to make estimates and assumptions that affect the reported amounts of assets and liabilities and disclosure of contingent assets and liabilities at the date of the financial statements and the reported amounts of revenues and expenditures/expenses during the reporting period. Actual results could differ from those estimates.

H. Capital Assets

GOVERNMENT-WIDE FINANCIAL STATEMENTS

In the government-wide financial statements, the District has adopted a capitalization threshold of \$5,000 and an estimated useful life in excess of two years. All capital assets are valued at historical cost or estimated historical cost if actual cost is unavailable. Donated capital assets are stated at their fair market value as of the date donated.

The cost of normal maintenance and repairs that do not add to the value of the asset or materially extend the asset's life are not capitalized.

Major outlays for capital assets and improvements are capitalized as projects are constructed.

Depreciation of all exhaustible capital assets is recorded as an allocated expense in the Statement of Activities, with accumulated depreciation reflected in the Statement of Net Assets. Depreciation is provided over the assets' estimated useful lives using the straight-line method of depreciation. The range of estimated useful lives by type of assets is as follows:

Buildings	25 to 50 years
Apparatus	10 to 25 years
Vehicles	8 to 15 years
Equipment	2 to 20 years

Lemont Fire Protection District

Notes to Basic Financial Statements For the Year Ended December 31, 2012

NOTE 1 - SUMMARY OF SIGNIFICANT ACCOUNTING POLICIES (CONTINUED)

H. Capital Assets (Continued)

FUND FINANCIAL STATEMENTS

In the fund financial statements, assets used in governmental fund operations are accounted for as capital outlays in the fund from which the expenditure was made.

The costs of normal maintenance and repairs that do not add to the value of the assets or materially extend asset lives are not capitalized.

I. Compensated Absences

It is the District's policy to permit employees to accumulate earned but unused sick pay and vacation benefits. Upon retirement, sick pay is paid out at a rate of one day's pay for every two days of sick pay accumulated, not to exceed 3,600 hours. Vacation pay is paid out based on length of service with no more than three days worth being accrued. All sick pay and vacation benefits are accrued in the governmental-wide financial statements. A liability of sick pay or vacation benefits is reported in the governmental funds only if they are payable due to employee retirements.

J. Equity Classifications

GOVERNMENT-WIDE FINANCIAL STATEMENTS

Equity is classified as net assets and displayed in three components:

Invested in capital assets - consists of capital assets, net of accumulated depreciation and net of related debt.

Restricted net assets - consists of net assets with constraints placed on their use either by external groups such as creditors, grantors, contributors, or law or regulations of other governments, or laws through constitutional provisions or enabling legislation.

Unrestricted net assets - consists of all other net assets that do not meet the definition of restricted or invested in capital assets.

FUND FINANCIAL STATEMENTS

In the fund financial statements, governmental funds report nonspendable fund balance for amounts that are either no in spending form or legally or contractually required to be maintained intact. Restrictions of fund balance are reported for amounts constrained by legal restrictions for outside parties for use for a specific purpose, or externally imposed by outside entities. Committed fund balance is constrained by formal actions of the District's Board, which is considered the District's highest level of decision making authority. Formal action includes resolutions and ordinances approved by the Board. Assigned fund balances represent amounts constrained by the District's intent to use them for a specific purpose. Any residual fund balance of the General Fund is reported as unassigned.

In the government-wide financial statement, restricted net assets are legally restricted by outside parties for a specific purpose. Invested in capital assets, net of related debt, represents the District's investment in the book value of capital assets, less any outstanding debt that was issued to construct or acquire the capital asset.

The District does not have a formal policy regarding the flow of funds.

Lemont Fire Protection District

Notes to Basic Financial Statements For the Year Ended December 31, 2012

NOTE 1 - SUMMARY OF SIGNIFICANT ACCOUNTING POLICIES (CONTINUED)

In the governmental wide financial statements, long term debt and other long term obligations are reported as liabilities in the statement of net assets. Bond premiums and discounts, as well as insurance costs, are deferred and amortized over the life of the related debt using the effective interest method. Bonds and note payable are reported net of applicable bond premium or discount. Bond issuance costs are reported as deferred charges.

L. Total columns

Total columns on the Combined Statements are presented only to facilitate financial analysis. Data in these columns does not present financial position or results of operations in conformity with accounting principles generally accepted in the United States of America.

NOTE 2 - PROPERTY TAXES

The District's property tax is levied each year on all taxable real property located in the District on or before the last Tuesday in December. The taxes attach as an enforceable lien on property on January 1. The owner of real property on January 1 in any year is liable for taxes on the year. The District has a statutory tax rate limit in various operating funds subject to change only by approval of the voters of the District. Also, the District is subject to the Property Tax Extension Limitation Act, which, in general, limited the amount of taxes to be extended to the lesser of 5% or the percentage increase in the consumer price index for the year preceding the levy. Certain bond issue levies and referendum increases are exempt from this limitation.

Property taxes are collected by the County Collector who remits to the District its share of taxes collected. Taxes levied in one year become payable during the following year in two equal installments as follows:

First Installment	March 1 - Cook County June 1 - DuPage County and Will County
Second Installment	October 1 - Cook County September 1 - DuPage and Will County

All property tax and account receivables are shown net of an allowance for uncollectible. The allowance for uncollectible property taxes is \$ 526,752..

NOTE 3 - PERSONAL PROPERTY REPLACEMENT TAX

The Personal Property Replacement Tax represents an additional State of Illinois income tax on corporations (certain utilities), trusts, partnerships, and Subchapter S corporations and a new tax on the invested capital of public utilities providing gas, communications, electrical and waste services.

Revenues are collected by the State of Illinois under the replacement tax and are allocated and paid by the State eight times a year. The replacement tax law provides that monies received should be first applied toward payment of the proportionate share of the pension or retirement obligation which were previously levied on personal property. Remaining allocations are made at the discretion of the Board of Trustees.

Lemont Fire Protection District

Notes to Basic Financial Statements For the Year Ended December 31, 2012

NOTE 4 - DEPOSITS AND INVESTMENTS

At December 31, 2012, the District had cash and investments on the financial statements consisting of the following:

	Governmental Funds	Fiduciary Funds	Total
Cash and investments	<u>\$ 3,481,999</u>	<u>\$ 15,893,746</u>	<u>\$ 19,375,745</u>

The District maintains a cash and investment pool that is available for use by all funds except the Firefighter's Pension Trust Fund. Each fund type's portion of this pool is displayed on the financial statements as "cash and investments". The deposits and investments of the Firefighter's Pension Trust Funds are held separately from other funds.

Illinois statute authorizes the District to invest in obligations of the U.S Treasury, U.S. Agencies and banks and savings and loan associations covered by federal depository insurance. The District may also invest in commercial paper of U.S. corporations with assets exceeding \$500,000,000 provided that (a) the obligations are rated with the 3 highest classifications by at least 2 standards rating services and they mature within 180 days from the date of purchase, and (b) no more than 25% of any fund is invested in such obligation at any one time and (c) such purchases do not exceed 10% of the corporation's outstanding obligations.

Investment Policy - Governmental Funds

The District holds money market type investments and deposits with financial institutions. As of December 31, 2012, the carrying amount of the District's deposits for governmental funds totaled \$814,329 and the bank balances totaled \$952,870. The weighted-average maturity of these investments held by the District is less than one (1) year.

The District had the following investments as of December 31, 2012;

Investment Type	Fair Value	Average Days to Maturity	Average Credit Rating
Illinois Funds	\$ 2,667,365	24	AAAm

The District's investments are subject to the following risks:

Interest Rate Risk: Interest rate risk is the risk that changes in interest rates will adversely affect the fair value of an investment. Generally, the longer the maturity of an investment, the greater the sensitivity of its fair value to changes in market interest rates. Safety of principal is the foremost objective of the investment program. Investments of the District shall be undertaken in a manner that seeks to ensure the preservation of capital in the overall portfolio.

Custodial Credit Risk: In the case of deposits, this is the risk that in the event of a bank failure, the District's deposits may not be returned to it. The District's investment policy requires pledging of collateral for all bank balances in excess of the federal depository insurance, at an amount of not less than 110% of the fair market value of the funds secured. At year-end the entire amount of the governmental fund's bank balance of deposits was covered by collateral, federal depository or equivalent insurance.

Credit Risk: Generally, credit risk is the risk that an issuer of a debt type investment will not fulfill its obligation to the holder of the investment. At year-end the governmental funds did not hold any investments of this type.

Concentrations: This is a risk of loss attributed to the magnitude of the District's investment in a single issuer. Although the District's investment policy does not formally address this risk, it is the District's practice to diversify its investments with various financial institutions.

Lemont Fire Protection District

Notes to Basic Financial Statements For the Year Ended December 31, 2012

NOTE 4 - DEPOSITS AND INVESTMENTS (Continued)

Firefighter's Pension Trust Fund - Investment Policy

Interest Rate Risk: Interest rate risk is the risk that changes in interest rates will adversely affect the fair value of an investment. Generally, the longer the maturity of an investment, the greater the sensitivity of its fair value to changes in market interest rates. Safety of principal is the foremost objective of the investment program. Investments of the District shall be undertaken in a manner that seeks to ensure the preservation of capital in the overall portfolio.

The pension fund holds money market type investments and deposits with financial institutions. As of December 31, 2012, the carrying amount of the fund's deposits totaled \$124,007 and the bank balances totaled \$124,007. The weighted-average maturity of these investments held by the District is less than one (1) year.

As of December 31, 2012, the District's investments consisted of the following:

Investment Type	Fair Value	Investment Maturities (in Years)			
		Less Than 1	1 to 5	6-10	More than 10
State and Local Obligations	\$ 295,787	\$ -	\$ 10,772	\$ 155,314	\$ 129,701
US Treasury Notes	3,488,004	401,876	1,239,686	1,846,442	-
US Treasury Bonds	651,488	-	-	-	651,488
US Government Agencies:					
GNMA	15,935	-	-	-	15,935
FHLMC	542,117	-	368,729	173,388	-
FNMA	402,986	-	309,699	-	93,287
Corporate Bomds	4,072,302	50,509	1,235,220	1,957,812	828,761
Equity Securities	2,676,825	2,676,825	-	-	-
Equity Mutual Funds	3,384,431	3,384,431	-	-	-
Money Market Mutual Funds	239,086	239,086	-	-	-
Mutual Funds	778	778	-	-	-
	<u>\$ 15,769,739</u>	<u>\$ 6,753,505</u>	<u>\$ 3,164,106</u>	<u>\$ 4,132,956</u>	<u>\$ 1,719,172</u>

Custodial Credit Risk: In the case of deposits, this is the risk that in the event of a financial institution failure, the District's deposits may not be returned to it. At year-end the entire amount of the pension fund's deposits were covered by collateral, federal depository or equivalent insurance.

Credit Risk: The fund's investment policy addresses the management of credit risk by limiting investments to those allowed by state statutes. At year-end the US Treasury Notes were rated AAA, Government Agencies Securities are rated AAA, excluding Mortgage Backed Securities Pools which were unrated, and State and Local Obligations are rated either AAA, AA and A by Standard & Poor's or Aa1 and Aa2 by Moody's Investors Services. The Certificates of Deposit and Mutual Funds were unrated.

Concentrations: This is a risk of loss attributed to the magnitude of the District's investment in a single issuer. The District's investment policy addresses this risk by including allocation guidelines by asset class for fixed income investments and its equity portfolio.

Lemont Fire Protection District

Notes to Basic Financial Statements For the Year Ended December 31, 2012

NOTE 5 - CAPITAL ASSETS

Capital asset activity for the year ended December 31, 2012 was as follows:

	December 31, 2011	Additions	Retirement	December 31, 2012
Governmental Activities:				
Capital Assets Not Being Depreciated				
Land	\$ 300,000	\$ -	\$ -	\$ 300,000
Capital Assets Subject to Depreciation				
Buildings	5,472,598	221,195	-	5,693,793
Equipment	659,683	183,600	(42,600)	800,683
Apparatus & Vehicles	<u>3,546,250</u>	<u>75,484</u>	<u>(92,029)</u>	<u>3,529,705</u>
Total Assets Subject to Depreciation	9,678,531	480,279	(134,629)	10,024,181
Less: Accumulated Depreciation for:				
Buildings	1,311,714	130,377	-	1,442,091
Equipment	343,358	65,690	(48,960)	360,088
Apparatus & Vehicles	<u>1,795,882</u>	<u>152,045</u>	<u>(92,029)</u>	<u>1,855,898</u>
Total Accumulated Depreciation	<u>3,450,954</u>	<u>348,112</u>	<u>(140,989)</u>	<u>3,658,077</u>
Net Capital Assets Subject to Depreciation	<u>6,227,577</u>	<u>132,167</u>	<u>6,360</u>	<u>6,366,104</u>
Net Capital Assets - Governmental Activities	<u>\$ 6,527,577</u>	<u>\$ 132,167</u>	<u>\$ 6,360</u>	<u>\$ 6,666,104</u>

Depreciation expense for the current year was \$348,113.

NOTE 6 - INTERFUND RECEIVABLES and PAYABLES

Interfund receivable and payable balances at December 31, 2012 were as follows:

	Due From Other Funds	Due To Other Funds
Major governmental funds:		
Corporate Fund	\$ 108,586	-
Ambulance Fund	-	130,193
Tort Liability Fund	-	127,642
Capital Projects Fund	164,427	-
Nonmajor governmental funds:		
Debt Service Fund	19,701	-
Social Security/IMRF Fund	-	38,961
Audit Fund	<u>4,082</u>	<u>-</u>
Total governmental funds	\$ 296,796	296,796
Fiduciary Funds:		
Pension Trust Fund	<u>186</u>	<u>-</u>
Total all funds	<u>\$ 296,982</u>	<u>\$ 296,796</u>

Lemont Fire Protection District

Notes to Basic Financial Statements For the Year Ended December 31, 2012

NOTE 7- DEBT COMMITMENTS

General Obligation Bonds

The District issued a general obligation bond to provide funds for the construction of major capital facility. General obligation bonds are direct obligations and pledge the full faith and credit of the District.

The following is a summary of debt transactions for the year ended December 31, 2012:

Issue	Balance December 31, 2011	Increases	Retirement	Balance December 31, 2012	Amounts Due Within One Year
2004 Fire protection note	\$ 1,355,000	\$ -	\$ 145,000	\$ 1,210,000	\$ -
2010 Fire protection note	1,170,000	-	165,000	1,005,000	-
Compensated absences	2,374,526	272,690	-	2,647,216	-
Pension benefit obligation	2,125,717	1,287,959	688,593	2,725,083	-
Net other postemployment benefits obligations	22,769	41,165	33,364	30,570	-
Totals	<u>\$ 7,048,012</u>	<u>\$ 1,601,814</u>	<u>\$ 1,031,957</u>	<u>\$ 7,617,869</u>	<u>\$ -</u>

Schedules of the long-term debt outstanding at December 31, 2012 are as follows:

Fire Protection Note, Series 2004

On November 1, 2004, the District issued Fire Protection Notes, Series 2004, in the amount of \$2,100,000. Proceeds from the issue were used for the construction of Station #4.

The District designated the notes as "qualified tax-exempt obligations" pursuant to the small issuer exception provided by Section 265(b)(3) of the Internal Revenue Code of 1986. This exception affords banks and thrift institutions purchasing the bonds more favorable treatment for the deduction of interest expense than would be allowed under Section 265(b)(2) of the Code for taxable years ending after December 31, 1986.

The notes and interest payable thereon are full faith and credit general obligations of the District payable from property taxes. Note interest is computed on a 360 day year basis and is payable semi-annually on each January 1 and July 1, commencing on July 1, 2005. The interest rate ranges from 4.05% to 4.55%. Principal, interest and premium, if any, on the bonds are to be paid by the District to Harris Bank, Hinsdale, Illinois as bond registrar and paying agent.

The debt service requirements to maturity are as follows:

Year Ended December 31	Principal	Interest	Total
2013	\$ -	\$ 55,276	\$ 55,276
2014	160,000	49,100	209,100
2015	175,000	42,229	217,229
2016	190,000	34,560	224,560
2017	210,000	25,955	235,955
2018	225,000	16,382	241,382
2019	250,000	5,688	255,688
	<u>\$ 1,210,000</u>	<u>\$ 229,190</u>	<u>\$ 1,439,190</u>

Lemont Fire Protection District

Notes to Basic Financial Statements For the Year Ended December 31, 2012

NOTE 7- DEBT COMMITMENTS (Continued)

General Obligation Bonds (Continued)

Fire Protection Notes, Series 2010

On November 30, 2010, the District issued Fire Protection Notes, Series 2010, in the amount of \$1,340,000. Proceeds from the issue will be used for the purchase of a new engine, ambulance and the remodeling of Station #1.

The District designated these notes as "Build America Bonds" ("BAB") which were created by the American Recovery and Reinvestment Act of 2009. Build America Bonds are bonds in which the U.S. Treasury Department pays state or local government issuers a payment equal to 35 percent of the coupon interest payment on such bonds.

The notes and interest payable thereon are full faith and credit general obligations of the District payable from property taxes. Note interest is computed on a 360 day year basis and is payable semi-annually on each January 1 and July 1, commencing on July 1, 2011. The interest rate ranges from 1.35% to 4.20%. Principal, interest and premium, if any, on the bonds are to be paid by the District to Depository Trust Company, New York, New York as bond registrar and paying agent.

The debt service requirements to maturity are as follows:

Year Ended December 31	Principal	Interest	Total	Estimated Interest Credit
2013	\$ -	\$ 33,650	\$ 33,650	\$ 11,778
2014	145,000	30,989	175,989	10,846
2015	140,000	28,143	168,143	9,850
2016	135,000	24,916	159,916	8,721
2017	125,000	21,258	146,258	7,440
2018	115,000	16,905	131,905	5,917
2019	120,000	11,970	131,970	4,190
2020	225,000	4,725	229,725	1,654
	<u>\$ 1,005,000</u>	<u>\$ 172,556</u>	<u>\$ 1,177,556</u>	<u>60,396</u>

Lemont Fire Protection District

Notes to Basic Financial Statements For the Year Ended December 31, 2012

NOTE 8 - RETIREMENT PLANS

The District contributes to the Illinois Municipal Retirement Fund (IMRF), an agent-multiple-employer public employee retirement system and the Firefighters' Pension Plan, a single-employer pension plan. The benefits, benefit levels, employee contributions and employer contributions for all plans are governed by Illinois Compiled Statutes and can only be amended by the Illinois General Assembly.

Illinois Municipal Retirement Fund

Plan Description. The employer's defined benefit pension plan for regular employees provides retirement and disability benefits, post retirement increases, and death benefits to plan members and beneficiaries. The District plan is affiliated with the Illinois Municipal Retirement Fund ("IMRF"), an agent multiple-employer plan. Benefit provisions are established by statute and may only be changed by the General Assembly of the State of Illinois. IMRF issues a publicly available financial report that includes financial statements and required supplementary information. This report may be obtained on-line at www.imrf.org.

Fund Policy. As set by statute, the District's regular plan members are required to contribute 4.5% percent of their annual covered salary. The statutes require employers to contribute the amount necessary, in addition to member contributions, to finance the retirement coverage of its own employees. The employer contribution rate for calendar year 2012 was 9.70% percent of annual covered payroll. The District also contributes for disability benefits, death benefits and supplemental retirement benefits, all of which are pooled at the IMRF level. Contribution rates for disability and death benefits are set by the IMRF Board of Trustees, while the supplemental retirement benefits are set by statute.

Annual Pension Cost. For 2012, the District's annual pension of \$59,015 for Regular plan members was equal to the District's required actual contributions.

Three year trend information for the regular plan:

Actual Valuation Date	Annual Pension Cost (APC)	Percentage of APC Contributed	Net Pension Obligation
12/31/12	\$ 59,015	100%	\$ 0
12/31/11	51,253	100%	0
12/31/10	54,912	100%	0

The required contribution for 2012 was determined as part of the December 31, 2010 actuarial valuation using the entry age normal actuarial cost method. The actuarial assumptions at December 31, 2010, include (a) 7.5 percent investment rate of return (net of administrative and direct investment expenses); (b) projected salary increases of 4% a year, attributable to inflation; (c) additional projected salary increases ranging from .4% to 10% per year depending on age and service, attribute to seniority/merit; and (d) post retirement benefit increases of 3% annually. The actuarial value of the District Regular plan assets was determined using techniques that spread the effects of short-term volatility in the market value of investments over a five (5) year period with a 20% corridor between the actuarial and market value of assets. The District's Regular plan's unfunded actuarial accrued liability at December 31, 2010 is being amortized as a level percentage of payroll on an open 30 year basis.

Lemont Fire Protection District

Notes to Basic Financial Statements For the Year Ended December 31, 2012

NOTE 8 - RETIREMENT PLANS (Continued)

Illinois Municipal Retirement Fund (Continued)

Funded Status and Funding Progress. As of December 31, 2012, the most recent actuarial valuation date, the regular plan was 83.65% funded. The actuarial accrued liability for benefits was \$1,004,261 and the actuarial value of assets was \$840,085 resulting in an underfunded actuarial accrued liability (UALL) of \$164,176. The covered payroll (annual payroll of active employees covered by the plan) was \$608,397 and the ratio of the UAAL to the covered payroll was 27 percent.

The schedule of funding progress, presented as RSI following the notes to the financial statements, presents multiyear trend information about whether the actuarial value of plan assets is increasing or decreasing over time relative to the actuarial accrued liability for benefits.

Firefighter's Pension Plan

Plan Description. Sworn fire personnel are covered by the Firefighter's Pension Act. Although this is a single employer pension plan, the defined benefits and employee contribution levels are governed by Illinois State Statute (Chapter 40 ILCS 5/4) and may be amended only by the Illinois legislature. The District accounts for the plan as a pension trust fund, and in accordance with GASB accounts for it as a blended component unit. The Firefighter's Pension Plan provides retirement benefits as well as death and disability benefits. Participants hired before January 1, 2011, attaining the age of 50 or more with 20 years or more of creditable service are entitled to receive a monthly retirement benefit of one-half of the monthly salary attached to the rank held at the date of retirement. The pension shall be increased by 1/12 of 2.5% of such monthly salary for each additional month over 20 years of service through 30 years of service, to a maximum of 75% of such salary. Covered employees hired after January 1, 2011, attaining the age of 55 with at least 10 years of creditable service are entitled to receive an annual retirement benefit of 2.5% of final average salary for each year of service, with a maximum salary cap of \$106,800 at January 1, 2011. The maximum salary cap increases each year thereafter. The monthly pension of a firefighter hired before January 1, 2011, who retired with 20 or more years of service after January 1, 1977 shall be increased annually, following the first anniversary date of retirement and be paid upon reaching the age of at least 55 years, by 3% of the original pension and 3% compounded annually thereafter. The monthly pension of a firefighter hired on or after January 1, 2011, shall be increased annually, following the later of the first anniversary date of retirement or the month following the attainment of age 60, by the lesser of 3% or 1/2 of the consumer price index. Employees with at least 10 years but less than 20 years of creditable service may retire at or after the age 60 and receive reduced benefits.

At December 31, 2010, the date of the latest actuarial valuation, the Firefighter's Pension Plan membership consisted of:

Retirees and beneficiaries currently receiving benefits and terminated employees entitled to benefits but not yet receiving them	7
Active Plan Members Vested & Nonvested	<u>53</u>
Total	<u>60</u>

Funding Policy. Covered employees are required to contribute 9.455% of their base salary to the Firefighters' Pension Plan. If an employee leaves covered employment with less than 20 years of service, accumulated employee contributions may be refunded without accumulated interest. The District is required to contribute the remaining amounts necessary to finance the plan as actuarially determined by an enrolled actuary. Effective January 1, 2011 the District's contribution must accumulate to the point where the past service cost for Firefighters' Pension Plan is 90% funded, by the year 2040.

Lemont Fire Protection District

Notes to Basic Financial Statements For the Year Ended December 31, 2012

NOTE 8 - RETIREMENT PLANS (Continued)

Firefighter's Pension Fund (Continued)

Annual Pension Cost and Net Pension Obligation. For fiscal year ended December 31, 2012, the District's annual pension cost was \$1,329,610 for the Firefighter's Pension Plan. The District's actual contribution was \$688,593.

Three year trend information for the Firefighter's Pension Plan (based on the December 31, 2011 actuarial valuation report) :

Actual Valuation Date	Employer Contributions	Annual Pension Cost (APC)	Percentage of APC Contributed
12/31/12	\$ 688,593	\$ 1,287,659	53.48%
12/31/11	891,617	1,284,227	69.43%
12/31/10	831,235	1,201,227	69.20%

The pension liability for the Firefighter's Pension Plan as of December 31, 2012 was:

Annual required contribution	\$ 1,329,610
Interest on net pension obligation	136,341
Adjustment to annual required contribution	<u>(177,992)</u>
Annual pension costs	1,287,959
Contributions made	<u>688,593</u>
Increase (decrease) in net pension obligation	599,366
Net pension obligation at beginning of year	<u>2,125,717</u>
Net pension obligation at end of year	<u>\$ 2,725,083</u>

Funding Policy and Actuarial Assumptions

	<u>Dec 31, 2011</u>
Contribution rates:	
District	20.871%
Plan members	9.455%
Annual pension costs	\$ 1,284,928
Contribution made	\$ 891,618
Actuarial valuation date	December 31,
Actuarial cost method	Entry age
Amortization period	Level percentage of pay, closed
Remaining amortization period	29
Asset valuation method	Market
Actuarial assumptions:	
Investment rate of return*	7.00%
Projected salary increases*	5.50%
(*Includes inflation)	
Cost of living adjustments	3.00%

Lemont Fire Protection District

Notes to Basic Financial Statements For the Year Ended December 31, 2012

NOTE 8 - RETIREMENT PLANS (Continued)

Firefighter's Pension Fund (Continued)

Funded Status and Funding Progress. As of December 31, 2011, the most recent actuarial valuation date, the Firefighter's Pension Plan was 60.25% funded. The actuarial accrued liability for benefits was \$23,645,075 and the actuarial value of assets was \$14,234,523, resulting in an underfunded actuarial accrued liability (UALL) of \$9,410,552. The covered payroll (annual payroll of active employees covered by the plan) was \$4,272,068 and the ratio of the UAAL to the covered payroll was 220.3 percent. In 2011, the unfunded actuarial accrued liability is being amortized on a level percentage of projected payroll on a close 29 year basis.

The schedule of funding progress, presented as RSI following the notes to the financial statements, presents multiyear trend information about whether the actuarial value of plan assets is increasing or decreasing over time relative to the actuarial accrued liability for benefits.

NOTE 9 - OTHER POST EMPLOYMENT OBLIGATIONS

Health Insurance Plan for Retired Employees

Plan Description. The Health Insurance Plan for Retired Employees (HIPRE) is a single-employee defined benefit healthcare plan administered by the District. The District provides limited health care insurance coverage for its eligible retired employees. Such coverage is provided for retired employees until they reach age 65. The District does not issue a standalone report of HIPRE.

Funding Policy. The contribution requirements are established by the District, using an actuarial study that is based on projected pay-as-you-go financing. For fiscal year 2012, the District contributed \$33,364 to the plan. Plan members receiving benefits contributed 60% of the premium for such coverage.

Annual OPEB Cost and Net OPEB Obligation. The District's annual other postemployment benefits (OPEB) cost (expense) is calculated based on the annual required contribution of the employer (ARC), an amount actuarially determined in accordance with the parameters of GASB 45. THE ARC represents a level of funding that, if paid on an ongoing basis, is projected to cover normal costs each year and amortize any unfunded actuarial liabilities (or funding excess) over a period not to exceed 30 years. The following table shows the components of the District's annual OPEB costs for the year, the amounts actually contributed to the plan, and changes in the District's net OPEB obligation to HIPRE:

Annual required contribution	\$ 41,013
Interest on net OPEB obligation	911
Adjustment of annual required contribution	(759)
Annual OPEB costs	<u>41,165</u>
Contributions made	<u>33,364</u>
Increase (decrease) in net OPEB obligation	7,801
Net OPEB obligation at beginning of year	<u>22,769</u>
Net OPEB obligation at end of year	<u><u>\$ 30,570</u></u>

Three year trend information for the HIPRE Plan is as follows::

Actual Valuation Date	Annual Pension Cost (APC)	Percentage of APC Contributed	Net Pension Obligation
12/31/12	\$ 41,165	81.10%	\$ 30,570
12/31/11	41,131	80.90%	22,768
12/31/10	41,131	81.11%	14,872

Lemont Fire Protection District

Notes to Basic Financial Statements For the Year Ended December 31, 2012

NOTE 9 - OTHER POST EMPLOYMENT OBLIGATIONS (Continued)

Health Insurance Plan for Retired Employees (Continued)

At December 31, 2011 the HIPRE Plan membership consisted of:

Retirees and beneficiaries currently receiving benefits and terminated employees entitled to benefits but not yet receiving them	1
Active Plan Members	
Vested	39
Nonvested	<u>23</u>
Total	<u><u>63</u></u>
Number of participating employees	<u><u>1</u></u>

Funding policy and actuarial assumptions

	<u>Dec. 31, 2012</u>
Contribution rates:	
District	0%
Plan members	0%
Actuarial valuation date	12/31/2012
Actuarial cost method	Entry age
Amortization period	Level percentage of pay, open
Remaining amortization period	30 years
Asset valuation method	Market
Actuarial assumptions:	
Investment rate of return*	4%
Projected salary increases (*Includes inflation @ 3%)	\$%
Healthcare inflation rate	8.00% initial, 6.00% ultimate
Mortality, Turnover, Disability, Retirement Ages	Same as IMRF and Firefighter Pension Fund
Percentage of Active Employer Provided Benefits	20% Explicit: None Implicit: 40% of premium to age 65 (50% of \$739/mo + 50% of \$1,447/mo)

Lemont Fire Protection District

Notes to Basic Financial Statements For the Year Ended December 31, 2012

NOTE 10 - COMMON BANK ACCOUNTS

Separate bank accounts are not maintained for all District funds; instead, certain funds maintain their uninvested cash balances in common checking accounts, with accounting records being maintained to show the portion of the common bank account balances attributed to each participating fund.

NOTE 11 - RISK MANAGEMENT

The District is exposed to various risks of loss related to torts; theft of, damage to, and destruction of assets; errors and omissions; injuries to employees; and natural disasters. The District has purchased commercial insurance from private insurance companies to cover these risks. Risks covered include general liability, workers' compensation, medical and other. Premiums have been recorded as expenditures in appropriate funds. The amount of coverage has not decreased nor have the amount of settlements exceeded coverage during the year ended December 31, 2012.

NOTE 12 - DEFICIT FUND BALANCE

As of December 31, 2012 the following funds had deficit balances:

Tort Liability Fund	\$ (24,512)
Social Security/IMRF	(31,656)

NOTE 13 - EXCESS OF ACTUAL EXPENDITURES OVER BUDGET IN INDIVIDUAL FUNDS

For the year ended December 31, 2012, none of the District's funds had an excess of actual expenditures over the legally enacted budget and appropriation ordinance.

NOTE 14 - LEGAL DEBT MARGIN

Assessed Valuation	<u>\$ 1,402,901,311</u>
Legal Debt Limits - 5.75% of Assessed Valuation	\$ 80,666,825
Outstanding Debt	<u>\$ 2,215,000</u>
Legal Debt Margin, December 31, 2012	<u>\$ 78,451,825</u>

NOTE 15 - TRANSFERS

Transfers are used to move revenues from the fund that statute or budget requires to collect them to the fund that statutes or budget requires to expend them in accordance with budgetary authorizations. There were no interfund transfers during the year ended December 31, 2012.

NOTE 16 - CONTINGENCIES

Per administration, the District is not a defendant in any litigation. The District has two cases filed for worker's compensation with the Industrial Commission of the State of Illinois. The District has adequate insurance with regards to both claims and does not expect any liability in excess of the insurance coverage. With regards to other pending matters, the eventual outcome and the related liability, if any, is not determinable at this time. Accordingly, no provision has been made in the accompanying financial statements for settlement costs.

Per the Pension Fund auditors, the Pension Fund is not currently involved with any lawsuits.

REQUIRED SUPPLEMENTARY INFORMATION

Lemont Fire Protection District

Required Supplementary Information

For the Year Ended December 31, 2012

PENSION PLAN COMMITMENT - ILLINOIS MUNICIPAL RETIREMENT FUND

SCHEDULE OF FUNDING PROGRESS

Actuarial Valuation Date	Actuarial Value of Assets (a)	Accrued Liability (AAL) Entry Age (b)	Unfunded AAL (UAAL) (b-a)	Funded Ratio (a/b)	Covered Payroll (c)	UAAL as a Percentage of Covered Payroll ((b-a)/c)
12/31/12	840,085	1,004,261	164,176	83.65%	608,397	26.99%
12/31/11	706,108	880,692	174,584	80.18%	576,528	30.28%
12/31/10	630,071	727,903	97,832	86.56%	568,447	17.21%

On a market basis, the actuarial value of assets as of December 31, 2012 is \$859,085.. On a market basis, the funded ration would be 85.54%.

HEALTH INSURANCE PLAN FOR RETIRED EMPLOYEES

SCHEDULE OF FUNDING PROGRESS

Actuarial Valuation Date	Actuarial Value of Assets (a)	Accrued Liability (AAL) Entry Age (b)	Unfunded AAL (UAAL) (b-a)	Funded Ratio (a/b)	Covered Payroll (c)	UAAL as a Percentage of Covered Payroll ((b-a)/c)	Required Contribution	Percentage Contributed
12/31/12	-	599,005	599,005	0.00%	N/A	N/A	41,165	81.10%
12/31/11	-	527,513	527,513	0.00%	N/A	N/A	41,261	80.90%
12/31/10	-	527,513	527,513	0.00%	N/A	N/A	41,013	81.11%

N/A - Information not currently available.

Lemont Fire Protection District

Required Supplementary Information

For the Year Ended December 31, 2012

PENSION PLAN COMMITMENT - FIREFIGHTER'S PENSION FUND

SCHEDULE OF FUNDING PROGRESS

Actuarial Valuation Date	Actuarial Value of Assets (a)	Accrued Liability (AAL) Entry Age (b)	Unfunded AAL (UAAL) (b-a)	Funded Ratio (a/b)	Covered Payroll (c)	UAAL as a Percentage of Covered Payroll ((b-a)/c)	Required Contribution	Percentage Contributed
12/31/11	14,234,523	23,645,075	9,410,552	60.20%	4,272,068	220.28%	1,284,928	69.40%
12/31/10	12,428,631	20,871,681	8,443,050	59.55%	4,035,484	209.22%	1,201,227	69.20%
12/31/09	10,511,903	16,826,661	6,314,758	62.47%	3,876,947	162.88%	930,875	87.24%
12/31/08	9,101,482	16,444,583	7,343,101	55.35%	3,672,192	199.97%	928,020	79.61%
12/31/07	9,002,613	13,511,426	4,508,813	66.63%	3,127,127	144.18%	865,133	101.77%
12/31/06	7,206,866	10,517,656	3,310,790	68.52%	2,784,046	118.92%	599,547	82.23%

Notes to the Required Supplementary Information:

The information presented was determined as part of the actuarial valuation as of December 31, of the prior year. Additional information as of the latest actuarial valuation presented is as follows:

Private actuary valuation utilizes the actuarial cost method was entry-age; the amortization method was level percent of pay, closed and the amortization period was 29 years; the asset valuation method was a market value method; and the significant actuarial assumptions, for the information provided from Timothy W. Sharpe, Actuary, were an investment rate of return at 7% compounded annually including a 3% inflation factor, a projected salary increase assumption of 5.5% compounded annually including a 3% inflation factor, and a cost of living adjustment of 3% compounded annually.

THIS PAGE INTENTIONALLY LEFT BLANK

**COMBINING & INDIVIDUAL FUND
FINANCIAL STATEMENTS & SCHEDULES**

THIS PAGE INTENTIONALLY LEFT BLANK

MAJOR GOVERNMENTAL FUNDS

THIS PAGE INTENTIONALLY LEFT BLANK

GENERAL FUND

Lemont Fire Protection District

General Funds

Combining Balance Sheet

December 31, 2012

With Comparative Totals for December 31, 2011

	Corporate	Tort Liability	Eliminations	Totals	
				2012	2011
Assets					
Current Assets					
Cash & Cash Equivalents	\$ 558,709	\$ 89,649	\$ -	\$ 648,358	\$ 440,502
Receivables					
Property Taxes	4,465,689	557,325	-	5,023,014	5,842,019
Replacement Taxes	13,755	-	-	13,755	-
Accounts	12,202	-	-	12,202	10,721
Grants	-	-	-	-	4,071
Prepaid Expenses	-	13,479	-	13,479	34,446
Due from Other Funds	108,585	-	(108,585)	-	-
Total Assets	\$ 5,158,940	\$ 660,453	\$ (108,585)	\$ 5,710,808	\$ 6,331,759
Liabilities					
Current Liabilities					
Accounts Payable	\$ 25,757	\$ -	\$ -	\$ 25,757	\$ 31,463
Accrued Payroll	60,508	-	-	60,508	37,791
Deferred Property Tax Revenue	4,465,689	557,325	-	5,023,014	5,793,671
Due to Other Funds	186	127,640	(108,585)	19,241	45,987
Total Liabilities	4,552,140	684,965	(108,585)	5,128,520	5,908,912
Fund Balance (Deficit)					
Nonspendable:					
Prepaid Items	-	13,479	-	13,479	34,446
Unassigned	606,800	(37,991)	-	568,809	388,401
Total Fund Balance	606,800	(24,512)	-	582,288	422,847
Total Liabilities & Fund Balance	\$ 5,158,940	\$ 660,453	\$ (108,585)	\$ 5,710,808	\$ 6,331,759

Lemont Fire Protection District

Combining Schedule of General Fund Revenues, Expenditures and Change in Fund Balance (Deficit) For the Year Ended December 31, 2012 with Comparative Total For the Year Ended December 31, 2011

	Corporate	Tort Liability	Totals	
			2012	2011
Revenues				
Property Taxes	\$ 4,660,211	\$ 496,461	\$ 5,156,672	\$ 5,058,336
Replacement Taxes	103,932	-	103,932	90,012
Interest Income	1,282	-	1,282	1,082
Charge for Services	239,212	-	239,212	232,901
Grants	19,541	-	19,541	52,334
Other Income	51,729	-	51,729	31,562
Total Revenues	5,075,907	496,461	5,572,368	5,466,227
Expenditures				
Compensation and salaries	2,804,767	246,850	3,051,617	2,921,958
Employee benefits	1,408,205	-	1,408,205	1,540,751
Outside services	25,392	9,353	34,745	28,960
Administrative	45,383	-	45,383	40,882
Insurance and risk management	-	268,085	268,085	311,485
Equipment and maintenance	127,556	-	127,556	144,194
Building and grounds	77,336	-	77,336	73,575
Total Expenditures	4,488,639	524,288	5,012,927	5,061,805
Excess (Deficiency) of Revenue over Expenditures	587,268	(27,827)	559,441	404,422
Other Financing Sources (Uses)				
Sale of Assets	-	-	-	-
Transfers - In	-	-	-	-
Transfers - Out	(400,000)	-	(400,000)	(318,784)
Total Other Financing Sources	(400,000)	-	(400,000)	(318,784)
Net Change in Fund Balance	187,268	(27,827)	159,441	85,638
Fund Balance				
Beginning of Year	419,532	3,315	422,847	337,209
End of Year	\$ 606,800	\$ (24,512)	\$ 582,288	\$ 422,847

THIS PAGE INTENTIONALLY LEFT BLANK

CORPORATE FUND

Lemont Fire Protection District
Corporate Fund
Balance Sheet
December 31, 2012
With Comparative Totals for December 31, 2011

	<u>2012</u>	<u>2011</u>
ASSETS		
Cash & Cash Equivalents	\$ 558,709	\$ 330,307
Receivables		
Property Taxes	4,465,689	5,279,142
Replacement Taxes	13,755	-
Accounts	12,202	10,721
Grants	-	4,071
Due from Other Funds	<u>108,585</u>	<u>108,586</u>
 Total Assets	 <u>\$ 5,158,940</u>	 <u>\$ 5,732,827</u>

LIABILITIES & FUND BALANCE		
Liabilities		
Accounts Payable	\$ 25,757	\$ 12,414
Accrued Payroll	60,508	37,791
Deferred Property Tax Revenue	4,465,689	5,236,160
Due to Other Funds	<u>186</u>	<u>26,930</u>
 Total Liabilities	 4,552,140	 5,313,295
 Fund Balance		
Unreserved	<u>606,800</u>	<u>419,532</u>
 Total Fund Balance	 <u>606,800</u>	 <u>419,532</u>
 Total Liabilities & Fund Balance	 <u>\$ 5,158,940</u>	 <u>\$ 5,732,827</u>

Lemont Fire Protection District

Statement of Revenues, Expenditures and Changes in Fund Balance - Budgetary Comparison Schedule

Corporate Fund

For the Year Ended December 31, 2012

With Comparative Totals for the Year Ended December 31, 2011

	2012			Variance With Final Budget	2011
	Budgeted Amounts		Actual		Actual
	Original	Final			
Revenues					
Property Taxes	\$ 5,542,699	\$ 5,542,699	\$ 4,660,211	\$ (882,488)	\$ 4,433,117
Replacement Taxes	135,000	135,000	103,932	(31,068)	90,012
Interest Income	1,100	1,100	1,282	182	1,082
Charge for Services	265,000	265,000	239,212	(25,788)	232,901
Grants	42,995	42,995	19,541	(23,454)	52,334
Other Income	18,000	18,000	51,729	33,729	31,562
Total Revenues	6,004,794	6,004,794	5,075,907	(928,887)	4,841,008
Expenditures					
Current					
Compensation and Salaries	2,783,327	2,795,327	2,804,767	9,440	2,682,809
Employee Benefits	1,532,824	1,532,824	1,408,205	(124,619)	1,540,751
Outside Services	36,500	32,000	25,392	(6,608)	19,073
Administrative	56,900	56,900	45,383	(11,517)	40,882
Equipment and Maintenance	220,245	210,245	127,556	(82,689)	144,194
Building and Grounds	81,500	84,000	77,336	(6,664)	73,575
Total Expenditures	4,711,296	4,711,296	4,488,639	(222,657)	4,501,284
Excess (Deficiency) of Revenue over Expenditures	1,293,498	1,293,498	587,268	(706,230)	339,724
Other Financing Sources (Uses)					
Transfers - In	65,000	65,000	-	(65,000)	-
Transfers - Out	(1,200,000)	(1,200,000)	(400,000)	800,000	(318,784)
Total Other Financing Sources	(1,135,000)	(1,135,000)	(400,000)	735,000	(318,784)
Net Change in Fund Balance	\$ 158,498	\$ 158,498	187,268	\$ 28,770	20,940
Fund Balance (Deficit)					
Beginning of Year			419,532		398,592
End of Year			\$ 606,800		\$ 419,532

THIS PAGE INTENTIONALLY LEFT BLANK

TORT LIABILITY FUND

Lemont Fire Protection District
Tort Liability Fund
Balance Sheet
December 31, 2012 and 2011
With Comparative Totals for December 31, 2011

	2012	2011
	<u> </u>	<u> </u>
ASSETS		
Cash & Cash Equivalents	\$ 89,649	\$ 110,194
Receivables		
Property Taxes	557,325	562,877
Prepaid Expenses	<u>13,479</u>	<u>34,446</u>
 Total Assets	 <u>\$ 660,453</u>	 <u>\$ 707,517</u>
LIABILITIES & FUND BALANCE		
Liabilities		
Accounts Payable	\$ -	\$ 19,049
Deferred Property Tax Revenue	557,325	557,511
Due to Other Funds	<u>127,640</u>	<u>127,642</u>
 Total Liabilities	 684,965	 704,202
Fund Balance (Deficit)		
Nonspendable:		
Prepaid Items	13,479	34,446
Unreserved	<u>(37,991)</u>	<u>(31,131)</u>
 Total Fund Balance	 <u>(24,512)</u>	 <u>3,315</u>
 Total Liabilities & Fund Balance	 <u>\$ 660,453</u>	 <u>\$ 707,517</u>

Lemont Fire Protection District

Statement of Revenues, Expenditures and Changes in Fund Balance - Budgetary Comparison Schedule

Tort Liability Fund

For the Year Ended December 31, 2012

With Comparative Totals for the Year Ended December 31, 2011

	2012			Variance With Final Budget	2011
	Budgeted Amounts		Actual		Actual
	Original	Final			
Revenues					
Property Taxes	\$ 590,149	\$ 590,149	\$ 496,461	\$ (93,688)	\$ 625,219
Total Revenues	590,149	590,149	496,461	(93,688)	625,219
Expenditures					
Current					
Compensation and Salaries	246,852	246,852	246,850	(2)	239,149
Outside Services	30,000	30,000	9,353	(20,647)	9,887
Insurance and Risk Management	300,721	300,721	268,085	(32,636)	311,485
Total Expenditures	577,573	577,573	524,288	(53,285)	560,521
Excess (Deficiency) of Revenue over Expenditures	12,576	12,576	(27,827)	(40,403)	64,698
Other Financing Sources (Uses)					
Transfers - In	-	-	-	-	-
Transfers - Out	-	-	-	-	-
Net Change in Fund Balance	\$ 12,576	\$ 12,576	(27,827)	\$ (40,403)	64,698
Fund Balance (Deficit)					
Beginning of Year			3,315		(61,383)
End of Year			\$ (24,512)		\$ 3,315

THIS PAGE INTENTIONALLY LEFT BLANK

AMBULANCE FUND

Lemont Fire Protection District
Ambulance Fund
Balance Sheet
December 31, 2012 and 2011
With Comparative Totals for December 31, 2011

	2012	2011
	<u> </u>	<u> </u>
ASSETS		
Cash & Cash Equivalents	\$ 1,720,227	\$ 1,848,555
Receivables		
Property Taxes	2,954,681	2,989,908
Replacement Taxes	13,755	-
Accounts	<u>224,891</u>	<u>228,741</u>
 Total Assets	 <u>\$ 4,913,554</u>	 <u>\$ 5,067,204</u>
LIABILITIES & FUND BALANCE		
Liabilities		
Accounts Payable	\$ 18,799	\$ 7,571
Accrued Payroll	59,907	40,598
Deferred Property Tax Revenue	2,954,681	2,955,665
Due to Other Funds	<u>130,193</u>	<u>130,193</u>
 Total Liabilities	 3,163,580	 3,134,027
Fund Balance (Deficit)		
Restricted for:		
Special Revenue Fund	<u>1,749,974</u>	<u>1,933,177</u>
 Total Fund Balance	 <u>1,749,974</u>	 <u>1,933,177</u>
 Total Liabilities & Fund Balance	 <u>\$ 4,913,554</u>	 <u>\$ 5,067,204</u>

Lemont Fire Protection District

Statement of Revenues, Expenditures and Changes in Fund Balance - Budgetary Comparison Schedule

Ambulance Fund

For the Year Ended December 31, 2012

With Comparative Totals for the Year Ended December 31, 2011

	2012			Variance With Final Budget	2011
	Budgeted Amounts		Actual		Actual
	Original	Final			
Revenues					
Property Taxes	\$ 3,128,698	\$ 3,128,698	\$ 2,628,910	\$ (499,788)	\$ 3,587,269
Replacement Taxes	135,000	135,000	103,932	(31,068)	90,012
Interest Income	1,000	1,000	1,282	282	1,081
Charge for Services	600,000	600,000	677,163	77,163	667,109
Other Income	13,000	13,000	33,397	20,397	14,134
Total Revenues	3,877,698	3,877,698	3,444,684	(433,014)	4,359,605
Expenditures					
Current					
Compensation and Salaries	2,605,242	2,607,742	2,553,480	(54,262)	2,527,525
Employee Benefits	782,011	782,011	790,964	8,953	720,242
Outside Services	82,500	80,000	81,969	1,969	66,639
Administrative	37,700	37,700	24,956	(12,744)	24,032
Equipment and Maintenance	187,347	184,847	99,813	(85,034)	106,249
Building and Grounds	89,000	91,500	76,705	(14,795)	70,241
Total Expenditures	3,783,800	3,783,800	3,627,887	(155,913)	3,514,928
Excess (Deficiency) of Revenue over Expenditures	93,898	93,898	(183,203)	(277,101)	844,677
Other Financing Sources (Uses)					
Sale of Assets	-	-	-	-	-
Transfers - In	-	-	-	-	-
Transfers - Out	(165,000)	(165,000)	-	165,000	(500,000)
Total Other Financing Sources	(165,000)	(165,000)	-	165,000	(500,000)
Net Change in Fund Balance	\$ (71,102)	\$ (71,102)	(183,203)	\$ (112,101)	344,677
Fund Balance (Deficit)					
Beginning of Year			1,933,177		1,588,500
End of Year			\$ 1,749,974		\$ 1,933,177

THIS PAGE INTENTIONALLY LEFT BLANK

CAPITAL PROJECTS FUND

Lemont Fire Protection District
Capital Projects Fund
Balance Sheet
December 31, 2012
With Comparative Totals for December 31, 2011

	<u>2012</u>	<u>2011</u>
ASSETS		
Cash & Cash Equivalents	\$ 1,026,017	\$ 1,374,869
Due from Other Funds	<u>164,427</u>	<u>164,427</u>
Total Assets	<u>\$ 1,190,444</u>	<u>\$ 1,539,296</u>
LIABILITIES & FUND BALANCE		
Liabilities		
Accounts Payable	<u>\$ 174,268</u>	<u>\$ 6,411</u>
Total Liabilities	174,268	6,411
Fund Balance (Deficit)		
Restricted for:		
Capital Projects	1,016,176	1,281,373
Assigned to:		
Station Improvements and Equipment Purchase	<u>-</u>	<u>251,512</u>
Total Fund Balance	<u>1,016,176</u>	<u>1,532,885</u>
Total Liabilities & Fund Balance	<u>\$ 1,190,444</u>	<u>\$ 1,539,296</u>

Lemont Fire Protection District

Statement of Revenues, Expenditures and Changes in Fund Balance - Budgetary Comparison Schedule

Capital Projects Fund

For the Year Ended December 31, 2012

With Comparative Totals for the Year Ended December 31, 2011

	2012			Variance With Final Budget	2011
	Budgeted Amounts		Actual		Actual
	Original	Final			
Revenues					
Interest Income	12,606	12,606	8,146	(4,460)	16,655
Grants	<u>198,600</u>	<u>198,600</u>	<u>178,740</u>	<u>(19,860)</u>	<u>46,800</u>
Total Revenues	211,206	211,206	186,886	(24,320)	63,455
Expenditures					
Current					
Building and grounds	105,000	307,000	97,933	(209,067)	45,248
Debt service:					
Principal	310,000	310,000	310,000	-	305,000
Interest & Fees	91,963	91,963	93,611	1,648	104,582
Capital outlay	<u>636,810</u>	<u>434,810</u>	<u>602,051</u>	<u>167,241</u>	<u>897,848</u>
Total Expenditures	<u>1,143,773</u>	<u>1,143,773</u>	<u>1,103,595</u>	<u>(40,178)</u>	<u>1,352,678</u>
Excess (Deficiency) of Revenue over Expenditures	(932,567)	(932,567)	(916,709)	15,858	(1,289,223)
Other Financing Sources (Uses)					
Transfers - In	1,300,000	1,300,000	400,000	(900,000)	800,000
Transfers - Out	<u>-</u>	<u>-</u>	<u>-</u>	<u>-</u>	<u>-</u>
Total Other Financing Sources	<u>1,300,000</u>	<u>1,300,000</u>	<u>400,000</u>	<u>(900,000)</u>	<u>800,000</u>
Net Change in Fund Balance	<u>\$ 367,433</u>	<u>\$ 367,433</u>	(516,709)	<u>\$ (884,142)</u>	(489,223)
Fund Balance (Deficit)					
Beginning of Year			<u>1,532,885</u>		<u>2,022,108</u>
End of Year			<u>\$ 1,016,176</u>		<u>\$ 1,532,885</u>

THIS PAGE INTENTIONALLY LEFT BLANK

NONMAJOR GOVERNMENTAL FUNDS

Lemont Fire Protection District

Nonmajor Governmental Funds

Combining Balance Sheet

December 31, 2012

With Comparative Total for December 31, 2011

	Social Security/ IMFR	Audit	Foreign Fire	Debt Service	Totals	
					2012	2011
Assets						
Cash & Cash Equivalents	\$ 7,305	\$ 5,081	\$ 75,011	\$ -	\$ 87,397	\$ 101,072
Receivables						
Property Taxes	186,987	10,388	-	-	197,375	199,386
Due from Other Funds	-	4,081	-	19,701	23,782	23,782
Total Assets	\$ 194,292	\$ 19,550	\$ 75,011	\$ 19,701	\$ 308,554	\$ 324,240
Liabilities & Fund Balance (Deficits)						
Liabilities						
Deferred Property Tax Revenue	186,987	10,385	-	-	197,372	197,439
Due to Other Funds	38,961	-	-	-	38,961	38,961
Total Liabilities	225,948	10,385	-	-	236,333	236,400
Fund Balance (Deficit)						
Restricted for:						
Special Revenue Funds	(31,656)	9,165	75,011	19,701	72,221	87,840
Total Fund Balance	(31,656)	9,165	75,011	19,701	72,221	87,840
Total Liabilities & Fund Balance	\$ 194,292	\$ 19,550	\$ 75,011	\$ 19,701	\$ 308,554	\$ 324,240

Lemont Fire Protection District

Combining Schedule of Nonmajor Governmental Funds Revenues, Expenditures and Change in Fund Balance (Deficit) For the Year Ended December 31, 2012 with Comparative Total For the Year Ended December 31, 2011

	Social Security/ IMRF	Audit	Foreign Fire	Debt Service	Totals	
					2012	2011
Revenues						
Property Taxes	\$ 166,582	\$ 9,258	\$ -	\$ -	\$ 175,840	\$ 228,222
Foreign Fire	-	-	29,914	-	29,914	58,021
Total Revenues	166,582	9,258	29,914	-	205,754	286,243
Expenditures						
Employee Benefits	198,791	-	11,582	-	210,373	208,512
Outside Services	-	11,000	-	-	11,000	11,000
Total Expenditures	198,791	11,000	11,582	-	221,373	219,512
Excess (Deficiency) of Revenue over Expenditures	(32,209)	(1,742)	18,332	-	(15,619)	66,731
Other Financing Sources (Uses)						
Transfers - In	-	-	-	-	-	18,784
Transfers - Out	-	-	-	-	-	-
Total Other Financing Sources	-	-	-	-	-	18,784
Net Change in Fund Balance	(32,209)	(1,742)	18,332		(15,619)	85,515
Fund Balance (Deficit)						
Beginning of Year	553	10,907	56,679	19,701	87,840	2,325
End of Year	\$ (31,656)	\$ 9,165	\$ 75,011	\$ 19,701	\$ 72,221	\$ 87,840

THIS PAGE INTENTIONALLY LEFT BLANK

**SOCIAL SECURITY/
IMRF
FUND**

Lemont Fire Protection District
Social Security/IMRF Fund
Balance Sheet
December 31, 2012
With Comparative Totals for December 31, 2011

	<u>2012</u>	<u>2011</u>
ASSETS		
Cash & Cash Equivalents	\$ 7,305	\$ 37,695
Receivables		
Property Taxes	<u>186,987</u>	<u>188,869</u>
Total Assets	<u>\$ 194,292</u>	<u>\$ 226,564</u>
LIABILITIES & FUND BALANCE		
Liabilities		
Deferred Property Tax Revenue	186,987	187,050
Due to Other Funds	<u>38,961</u>	<u>38,961</u>
Total Liabilities	225,948	226,011
Fund Balance (Deficit)		
Restricted for;		
Social Security/IMRF	<u>(31,656)</u>	<u>553</u>
Total Fund Balance	<u>(31,656)</u>	<u>553</u>
Total Liabilities & Fund Balance	<u>\$ 194,292</u>	<u>\$ 226,564</u>

Lemont Fire Protection District

Statement of Revenues, Expenditures and Changes in

Fund Balance - Budgetary Comparison Schedule

Social Security Fund

For the Year Ended December 31, 2012

With Comparative Totals For the Year Ended December 31, 2011

	2012			Variance With Final Budget	2011
	Budgeted Amounts		Actual		Actual
	Original	Final			
Revenues					
Property Taxes	\$ 198,000	\$ 198,000	\$ 166,582	\$ (31,418)	\$ 213,239
Total Revenues	198,000	198,000	166,582	(31,418)	213,239
Expenditures					
Current					
Employee benefits	196,097	196,097	198,791	2,694	188,386
Total Expenditures	196,097	196,097	198,791	2,694	188,386
Excess (Deficiency) of Revenue over Expenditures	1,903	1,903	(32,209)	(34,112)	24,853
Other Financing Sources (Uses)					
Transfers - In	-	-	-	-	-
Transfers - Out	-	-	-	-	-
Net Change in Fund Balance	\$ 1,903	\$ 1,903	(32,209)	\$ (34,112)	24,853
Fund Balance					
Beginning of Year			553		(24,300)
End of Year			\$ (31,656)		\$ 553

THIS PAGE INTENTIONALLY LEFT BLANK

AUDIT FUND

Lemont Fire Protection District
Audit Fund
Balance Sheet
December 31, 2012
With Comparative Totals for December 31, 2011

	<u>2012</u>	<u>2011</u>
ASSETS		
Cash & Cash Equivalents	\$ 5,081	\$ 6,698
Receivables		
Property Taxes	10,388	10,517
Due from Other Funds	<u>4,081</u>	<u>4,081</u>
Total Assets	<u>\$ 19,550</u>	<u>\$ 21,296</u>
LIABILITIES & FUND BALANCE		
Liabilities		
Deferred Property Tax Revenue	<u>10,385</u>	<u>10,389</u>
Total Liabilities	10,385	10,389
Fund Balance (Deficit)		
Restricted for:		
Audit	<u>9,165</u>	<u>10,907</u>
Total Fund Balance	<u>9,165</u>	<u>10,907</u>
Total Liabilities & Fund Balance	<u>\$ 19,550</u>	<u>\$ 21,296</u>

Lemont Fire Protection District

Statement of Revenues, Expenditures and Changes in Fund Balance - Budgetary Comparison Schedule Audit Fund

For the Year Ended December 31, 2012

With Comparative Totals For the Year Ended December 31, 2011

	2012			Variance With Final Budget	2011
	Budgeted Amounts		Actual		Actual
	Original	Final			
Revenues					
Property Taxes	\$ 11,000	\$ 11,000	\$ 9,258	\$ (1,742)	\$ 14,983
Total Revenues	11,000	11,000	9,258	(1,742)	14,983
Expenditures					
Current					
Outside services	11,000	11,000	11,000	-	11,000
Total Expenditures	11,000	11,000	11,000	-	11,000
Excess (Deficiency) of Revenue over Expenditures	-	-	(1,742)	(1,742)	3,983
Other Financing Sources (Uses)					
Transfers - In	-	-	-	-	-
Transfers - Out	-	-	-	-	-
Net Change in Fund Balance	\$	\$	(1,742)	\$ (1,742)	3,983
Fund Balance					
Beginning of Year			10,907		6,924
End of Year			\$ 9,165		\$ 10,907

THIS PAGE INTENTIONALLY LEFT BLANK

DEBT SERVICE FUND

Lemont Fire Protection District
Debt Service Fund
Balance Sheet
December 31, 2012
With Comparative Totals for December 31, 2011

	<u>2012</u>	<u>2011</u>
ASSETS		
Receivables		
Due from Other Funds	<u>19,701</u>	<u>19,701</u>
Total Assets	<u>\$ 19,701</u>	<u>\$ 19,701</u>
LIABILITIES & FUND BALANCE		
Liabilities		
Fund Balance (Deficit)		
Restricted for:		
Debt Service	<u>19,701</u>	<u>19,701</u>
Total Fund Balance	<u>19,701</u>	<u>19,701</u>
Total Liabilities & Fund Balance	<u>\$ 19,701</u>	<u>\$ 19,701</u>

Lemont Fire Protection District

Statement of Revenues, Expenditures and Changes in Fund Balance - Budgetary Comparison Schedule

Debt Service Fund

For the Year Ended December 31, 2012

With Comparative Totals for the Year Ended December 31, 2011

	2012			Variance With Final Budget	2011
	Budgeted Amounts		Actual		Actual
	Original	Final			
Revenues					
Total Revenues	-	-	-	-	-
Expenditures					
Current					
Debt service:					
Principal	-	-	-	-	-
Interest	-	-	-	-	-
Total Expenditures	-	-	-	-	-
Excess (Deficiency) of Revenue					
Other Financing Sources (Uses)					
Transfers - In	-	-	-	-	-
Transfers - Out	-	-	-	-	-
Total Other Financing Sources	-	-	-	-	-
Net Change in Fund Balance	\$	\$		\$	
Fund Balance (Deficit)					
Beginning of Year			19,701		19,701
End of Year			\$ 19,701		\$ 19,701

THIS PAGE INTENTIONALLY LEFT BLANK

OTHER INFORMATION SECTION

Lemont Fire Protection District

Schedule of Assessed Valuations, Rates and Extensions - Cook County

Last Ten Years

	2011	2010	2009	2008	2007	2006	2005	2004	2003	2002
Assessed Valuation	<u>\$ 825,382,889</u>	<u>\$ 982,583,102</u>	<u>\$ 993,060,854</u>	<u>\$ 971,519,147</u>	<u>\$ 832,623,077</u>	<u>\$ 767,061,971</u>	<u>\$ 753,682,022</u>	<u>\$ 593,974,963</u>	<u>\$ 544,730,117</u>	<u>\$ 534,059,526</u>
Tax Rates										
Corporate	0.3632	0.2574	0.2450	0.2426	0.2507	0.2347	0.2009	0.2305	0.2335	0.2306
Ambulance	0.2403	0.2574	0.2450	0.2426	0.2507	0.2347	0.2009	0.2305	0.2335	0.2306
Liability Insurance	0.0261	0.0258	0.0113	0.0111	0.0158	0.0159	0.0317	0.0366	0.0374	0.0496
Workers Compensation	0.0192	0.0189	0.0206	0.0230	0.0276	0.0280	0.0307	0.0348	0.0355	0.0161
Audit	0.0008	0.0010	0.0009	0.0011	0.0011	0.0011	0.0014	0.0015	0.0014	0.0013
Pension	0.0630	0.0602	0.0519	0.0588	0.0430	0.0678	0.0318	0.0368	0.0375	0.0372
Social Security/IMRF	0.0153	0.0152	0.0131	0.0139	0.0143	0.0147	0.0120	0.0094	0.0140	0.0131
Bond & Interest	<u>0.0000</u>	<u>0.0000</u>	<u>0.0000</u>	<u>0.0367</u>	<u>0.0423</u>	<u>0.0452</u>	<u>0.0466</u>	<u>0.0632</u>	<u>0.0632</u>	<u>0.0706</u>
Total Tax Rates	<u>0.7279</u>	<u>0.6359</u>	<u>0.5878</u>	<u>0.6298</u>	<u>0.6455</u>	<u>0.6421</u>	<u>0.5560</u>	<u>0.6433</u>	<u>0.6560</u>	<u>0.6491</u>
Tax Extension										
Corporate	\$ 2,998,159	\$ 2,528,923	\$ 2,432,085	\$ 2,356,905	\$ 2,087,383	\$ 1,800,294	\$ 1,514,147	\$ 1,369,112	\$ 1,271,945	\$ 1,231,541
Ambulance	1,983,814	2,528,923	2,432,085	2,356,905	2,087,383	1,800,294	1,514,147	1,369,112	1,271,945	1,231,541
Liability Insurance	215,908	253,502	111,977	107,839	132,478	121,963	238,917	217,395	203,729	264,894
Workers Compensation	158,332	186,308	203,328	223,449	230,138	214,777	231,380	206,703	193,379	85,984
Audit	6,773	10,180	8,840	10,687	8,491	8,438	10,552	8,910	7,626	6,943
Pension	519,651	591,212	516,542	571,253	358,199	520,068	239,671	218,583	204,274	198,670
Social Security/IMRF	125,309	149,657	130,639	135,041	118,889	112,758	90,442	55,834	76,262	69,962
Bond & Interest	<u>0</u>	<u>0</u>	<u>0</u>	<u>356,548</u>	<u>352,337</u>	<u>346,712</u>	<u>351,216</u>	<u>375,392</u>	<u>344,269</u>	<u>377,046</u>
Total Tax Rates	<u>\$ 6,007,946</u>	<u>\$ 6,248,705</u>	<u>\$ 5,835,496</u>	<u>\$ 6,118,627</u>	<u>\$ 5,375,298</u>	<u>\$ 4,925,304</u>	<u>\$ 4,190,472</u>	<u>\$ 3,821,041</u>	<u>\$ 3,573,429</u>	<u>\$ 3,466,581</u>

Lemont Fire Protection District
Schedule of Assessed Valuations, Rates and Extensions - DuPage County
Last Ten Years

	2011	2010	2009	2008	2007	2006	2005	2004	2003	2002
Assessed Valuation	<u>\$ 188,818,893</u>	<u>\$ 195,410,318</u>	<u>\$ 207,541,269</u>	<u>\$ 205,924,049</u>	<u>\$ 193,059,866</u>	<u>\$ 180,224,218</u>	<u>\$ 169,991,969</u>	<u>\$ 156,505,590</u>	<u>\$ 148,818,067</u>	<u>\$ 144,385,226</u>
Tax Rates										
Corporate	0.3519	0.2886	0.2467	0.2332	0.2460	0.2327	0.2345	0.2467	0.2310	0.2786
Ambulance	0.2311	0.2885	0.2467	0.2333	0.2459	0.2327	0.2345	0.2468	0.2310	0.2786
Workers Compensation	0.0185	0.0215	0.0116	0.0109	0.0156	0.0159	0.0371	0.0392	0.0370	0.0599
Tort Liability	0.0252	0.0283	0.0208	0.0223	0.0271	0.0277	0.0358	0.0374	0.0351	0.0195
Audit	0.0008	0.0013	0.0010	0.0012	0.0010	0.0011	0.0016	0.0016	0.0015	0.0017
Pension	0.0608	0.0672	0.0526	0.0562	0.0423	0.0673	0.0372	0.0396	0.0372	0.0450
Social Security/IMRF	0.0149	0.0170	0.0135	0.0135	0.0141	0.0146	0.0140	0.0150	0.0140	0.0163
Bond & Interest	<u>0.0000</u>	<u>0.0000</u>	<u>0.0000</u>	<u>0.0353</u>	<u>0.0423</u>	<u>0.0437</u>	<u>0.0521</u>	<u>0.0606</u>	<u>0.0608</u>	<u>0.0794</u>
Total Tax Rates	<u>0.7032</u>	<u>0.7124</u>	<u>0.5929</u>	<u>0.6059</u>	<u>0.6343</u>	<u>0.6357</u>	<u>0.6468</u>	<u>0.6869</u>	<u>0.6476</u>	<u>0.7790</u>
Tax Extension										
Corporate	\$ 663,750	\$ 563,954	\$ 512,467	\$ 480,215	\$ 474,927	\$ 419,382	\$ 398,631	\$ 386,099	\$ 343,770	\$ 402,257
Ambulance	435,898	563,759	512,467	480,421	474,734	419,382	398,631	386,256	343,770	402,257
Liability Insurance	47,532	55,301	24,097	22,446	30,117	28,656	63,067	61,350	55,063	86,487
Workers Compensation	34,895	42,013	43,208	45,921	52,319	49,922	60,857	58,533	52,235	28,155
Audit	1,509	2,540	2,077	2,471	1,931	1,982	2,720	2,504	2,232	2,455
Pension	114,680	131,316	108,850	115,729	81,664	121,291	63,237	61,976	55,360	64,973
Social Security/IMRF	28,104	33,220	28,043	27,800	27,221	26,313	23,799	23,476	20,835	23,535
Bond & Interest	<u>0</u>	<u>0</u>	<u>0</u>	<u>72,691</u>	<u>81,664</u>	<u>78,758</u>	<u>88,566</u>	<u>94,842</u>	<u>90,481</u>	<u>114,642</u>
Total Tax Rates	<u>\$ 1,326,368</u>	<u>\$ 1,392,103</u>	<u>\$ 1,231,209</u>	<u>\$ 1,247,694</u>	<u>\$ 1,224,577</u>	<u>\$ 1,145,686</u>	<u>\$ 1,099,508</u>	<u>\$ 1,075,036</u>	<u>\$ 963,746</u>	<u>\$ 1,124,761</u>

Lemont Fire Protection District

Schedule of Assessed Valuations, Rates and Extensions - Will

Last Ten Years

	2011	2010	2009	2008	2007	2006	2005	2004	2003	2002
Assessed Valuation	<u>\$ 219,892,933</u>	<u>\$ 224,907,891</u>	<u>\$ 159,121,709</u>	<u>\$ 160,172,030</u>	<u>\$ 145,009,799</u>	<u>\$ 136,700,033</u>	<u>\$ 133,338,587</u>	<u>\$ 126,673,326</u>	<u>\$ 116,552,573</u>	<u>\$ 105,623,177</u>
Tax Rates										
Corporate	0.1832	0.2481	0.2395	0.2043	0.2434	0.2179	0.2124	0.1969	0.2032	0.2543
Ambulance	0.1025	0.2481	0.2395	0.2042	0.2434	0.2178	0.2124	0.1969	0.2032	0.2543
Liability Insurance	0.0117	0.0243	0.0112	0.0094	0.0155	0.0134	0.0336	0.0315	0.0317	0.0547
Workers Compensation	0.0086	0.0185	0.0202	0.0194	0.0269	0.0253	0.0325	0.0298	0.0322	0.0179
Audit	0.0004	0.0011	0.0010	0.0010	0.0011	0.0010	0.0015	0.0013	0.0013	0.0016
Pension	0.0284	0.0580	0.0510	0.0503	0.0418	0.0647	0.0333	0.0316	0.0326	0.0412
Social Security/IMRF	0.0071	0.0146	0.0130	0.1160	0.0141	0.0139	0.0128	0.0120	0.0125	0.0147
Bond & Interest	<u>0.0000</u>	<u>0.0001</u>	<u>0.0004</u>	<u>0.0318</u>	<u>0.0402</u>	<u>0.0387</u>	<u>0.0470</u>	<u>0.0480</u>	<u>0.0549</u>	<u>0.0716</u>
Total Tax Rates	<u>0.3419</u>	<u>0.6128</u>	<u>0.5758</u>	<u>0.6364</u>	<u>0.6264</u>	<u>0.5927</u>	<u>0.5855</u>	<u>0.5480</u>	<u>0.5716</u>	<u>0.7103</u>
Tax Extension										
Corporate	\$ 402,844	\$ 557,996	\$ 381,098	\$ 327,231	\$ 352,954	\$ 297,869	\$ 283,211	\$ 249,420	\$ 236,835	\$ 268,600
Ambulance	225,390	557,996	381,098	327,071	352,954	297,733	283,211	249,420	236,835	268,600
Liability Insurance	25,727	54,653	17,821	15,056	22,476	18,318	44,802	39,902	36,947	57,776
Workers Compensation	18,911	41,608	32,142	31,073	39,008	34,585	43,335	37,749	37,530	18,907
Audit	880	2,474	1,591	1,602	1,595	1,367	2,000	1,647	1,515	1,690
Pension	62,450	130,446	81,150	80,567	60,614	88,445	44,402	40,029	37,996	43,517
Social Security/IMRF	15,612	32,836	20,686	18,580	20,446	19,001	17,067	15,201	14,569	15,527
Bond & Interest	<u>0</u>	<u>225</u>	<u>638</u>	<u>50,935</u>	<u>58,294</u>	<u>52,903</u>	<u>62,669</u>	<u>60,803</u>	<u>63,987</u>	<u>75,626</u>
Total Tax Rates	<u>\$ 751,814</u>	<u>\$ 1,378,234</u>	<u>\$ 916,224</u>	<u>\$ 852,115</u>	<u>\$ 908,341</u>	<u>\$ 810,221</u>	<u>\$ 780,697</u>	<u>\$ 694,171</u>	<u>\$ 666,214</u>	<u>\$ 750,243</u>

THIS PAGE INTENTIONALLY LEFT BLANK